



BANK WISE NUMBER OF BRANCHES, DEPOSITIS & ADVANCES AS ON 31/12/2017 (Rs.in lac)									
Sl.No	Name of the Bank	Rural	Semi-urban	Urban	Metro	Total br	Deposits	Advances	CD ratio %
1	Allahabad Bank	4	4	10	23	41	182759.68	552800.42	302.47%
2	Andhra Bank	172	158	62	191	583	5316372.11	4346173.13	81.75%
3	Bank Of Baroda	8	17	11	43	79	684835.79	904607.37	132.09%
4	Bank of India	11	15	13	28	67	610933.00	1619499.00	265.09%
5	Bank of Maharashtra	5	0	7	16	28	159283.00	353871.00	222.16%
6	Canara Bank	41	42	22	78	183	1232634.00	1955583.00	158.65%
7	Central Bank of India	19	22	11	43	95	444009.55	925584.41	208.46%
8	Corporation Bank	19	25	12	28	84	420557.60	758041.23	180.25%
9	Dena Bank	4	2	5	15	26	106976.97	187550.17	175.32%
10	IDBI Bank	4	7	9	23	43	614177.00	313048.23	50.97%
11	Indian Bank	31	17	18	36	102	622027.00	809757.00	130.18%
12	Indian Overseas Bank	28	23	17	49	117	647271.98	1277779.62	197.41%
13	Oriental Bank of Commerce	0	7	7	35	49	436627.61	938254.08	214.89%
14	Punjab National Bank	12	19	13	31	75	640464.00	1695954.00	264.80%
15	Punjab & Sind Bank	1	0	1	5	7	16921.73	270086.13	1596.09%
16	Syndicate Bank	58	30	19	74	181	1031785.41	766951.36	74.33%
17	UCO Bank	3	6	7	22	38	139222.51	541729.13	389.11%
18	Union Bank Of India	21	16	9	30	76	548759.78	965513.02	175.94%
19	United Bank of India	0	1	6	13	20	32694.59	238927.56	730.79%
20	Vijaya Bank	20	22	12	37	91	557195.00	605741.00	108.71%
21	State Bank of India	389	293	149	349	1180	12906808.00	11521440.00	89.27%
	PUBLIC SECTOR BANKS TOTAL	850	726	420	1169	3165	27352316.31	31548890.86	115.34%
22	Axis Bank	4	23	17	75	119	1575165.55	1996883.96	126.77%
23	Bhandhan Bank	0	0	0	8	8	12936.92	12506.03	96.67%
24	Catholic Syrian Bank	0	0	0	3	3	7805.58	11125.18	142.53%
25	City Union Bank	0	7	9	11	27	99716.64	165522.46	165.99%
26	Development Credit Bank	6	3	3	9	21	115421.22	94765.77	82.10%
27	Dhanalaxmi Bank	0	0	2	4	6	20982.65	24214.80	115.40%
28	Federal Bank	0	0	1	15	16	66017.00	111866.00	169.45%
29	HDFC Bank	26	55	18	103	202	2859724.89	3328451.68	116.39%
30	ICICI Bank	44	32	18	94	188	2422542.23	2344973.37	96.80%
31	Indusind Bank	2	25	6	22	55	223977.50	614208.87	274.23%
32	Jammu & Kashmir Bank	0	0	3	0	3	6649.95	43923.19	660.50%
33	Karnataka Bank	0	0	6	12	18	111260.04	176458.64	158.60%
34	Karur Vysya Bank	2	19	11	25	57	509082.00	416741.00	81.86%
35	KBSLAB	1	11	1	1	14	7102.31	6454.05	90.87%
36	Laxmi Vilas Bank	6	7	11	17	41	148797.78	167521.21	112.58%
37	Ratnakar Bank	0	0	0	3	3	111408.62	161764.52	145.20%
38	South Indian Bank	19	4	3	14	40	126516.03	258835.98	204.59%
39	Kotak Mahindra Bank	15	10	15	42	82	798938.28	739196.24	92.52%
40	Yes Bank	0	2	2	14	18	522634.00	959115.00	183.52%
41	Tamilnadu Mer. Bank	0	0	2	6	8	61985.19	109558.93	176.75%
	PRIVATE SECTOR BANKS TOTAL	125	198	128	478	929	9808664.39	11744086.88	119.73%
	COMMERCIAL BANKS TOTAL	975	924	548	1647	4094	37160980.70	43292977.74	116.50%
42	TS Co-op Apex Bank	163	89	65	50	367	768229.58	725659.40	94.46%
43	A P Mahesh Co-op Bank	0	0	3	34	37	207783.72	101653.60	48.92%
	Co-OPERATIVE BANKS TOTAL	163	89	68	84	404	976013.30	827313.00	84.76%
44	APGVB	309	138	37	6	490	900083.00	978284.58	108.69%
45	Telangana Grameena Bank	289	64	33	13	399	697824.24	546424.62	78.30%
	REGIONAL RURAL BANKS TOTAL	598	202	70	19	889	1597907.24	1524709.20	95.42%
46	APSFC	0	0	12	0	12	0.00	124181.48	#DIV/0!
	OTHERS TOTAL	0	0	12	0	12	0.00	124181.48	0.00%
	GRAND TOTAL	1736	1215	698	1750	5399	39734901.24	45769181.41	115.19%

ANNEXURE 2

DISTRICTS WISE NUMBER OF BRANCHES AS ON 31/12/2017

(Rs. In lac)

Sl.No	Name of the District	Rural	Semi-urban	Urban	Metro	Total brs	Deposits	Advances	CD Ratio %
1	Adilabad	35	19	31	0	85	190222.93	288724.61	151.78%
2	Bhadradri	52	80	0	0	132	641409.89	455126.39	70.96%
3	Hyderabad	9	9	16	1004	1038	19203191.75	27326576.77	142.30%
4	Jagtial	74	38	17	1	130	517021.26	460935.07	89.15%
5	Jangaon	43	31	0	0	74	236849.10	272170.71	114.91%
6	Jayashankar	38	12	1	0	51	99919.77	123867.23	123.97%
7	Jogulamba	22	24	0	0	46	82040.80	105231.33	128.27%
8	Kamareddy	88	48	3	0	139	307457.53	356221.12	115.86%
9	Karimnagar	78	42	83	0	203	846330.76	789659.01	93.30%
10	Khammam	86	52	73	0	211	584738.09	754191.14	128.98%
11	Komaram Bhim	29	10	2	0	41	181994.53	172451.54	94.76%
12	Mahabubabad	18	28	1	0	47	91158.17	130289.55	142.93%
13	Mahabubnagar	57	39	43	0	139	264724.60	430694.49	162.70%
14	Mancherial	48	52	11	0	111	498071.51	406624.90	81.64%
15	Medak	46	40	2	0	88	120515.36	363188.99	301.36%
16	Medchal	62	70	21	329	482	4079312.82	2513125.48	61.61%
17	Nagarkurnool	43	25	0	0	68	116717.99	174032.16	149.10%
18	Nalgonda	104	62	77	0	243	720401.66	946320.44	131.36%
19	Nirmal	49	33	5	0	87	242922.51	287441.98	118.33%
20	Nizamabad	135	46	67	0	248	597798.73	711165.89	118.96%
21	Peddapalli	31	22	14	0	67	289741.04	163873.89	56.56%
22	Rajanna	29	21	2	0	52	149081.04	109438.44	73.41%
23	Rangareddy	145	80	32	387	644	6112481.90	4899644.96	80.16%
24	Sangareddy	86	90	6	25	207	808280.31	669216.08	82.80%
25	Siddipet	66	57	4	4	131	530871.67	536078.12	100.98%
26	Suryapet	47	44	24	0	115	183939.74	297919.46	161.97%
27	Vikarabad	55	35	2	0	92	361104.36	358788.26	99.36%
28	Wanaparthy	30	35	0	0	65	201217.16	230119.37	114.36%
29	Warangal Rural	40	13	9	0	62	272282.30	248901.49	91.41%
30	Warangal	24	11	149	0	184	942260.44	901971.88	95.72%
31	Yadadri	67	47	3	0	117	260841.52	285190.69	109.33%
	Total	1736	1215	698	1750	5399	39734901.24	45769181.41	115.19%

BANK-WISE PRIORITY SECTOR ADVANCES (AGRICULTURE, MICRO, SMALL & OTHER PRIORITY SECTOR ADVANCES) AS ON 31/12/17 (Rs. In lac)

Sl.No	Name of the Bank	ADVANCES	Total Agri. Advances		Medium Enterprises Advances	Others under Priority Sector Advances	Export Credit	Total Priority Sector Advances	
			Amount	Advances				Amount	Advances
1	Allahabad Bank	552800.42	17635.37	3.19	64655.24	57122.52	0.00	139413.13	25.22
2	Andhra Bank	4346173.13	859464.63	19.78	716367.42	276905.55	0.00	1852737.60	42.63
3	Bank Of Baroda	904607.37	58262.75	6.44	66260.50	70400.95	0.00	194924.20	21.55
4	Bank of India	1619499.00	39999.14	2.47	173188.21	45886.76	783.93	259858.04	16.05
5	Bank of Maharashtra	353871.00	24022.00	6.79	75646.00	13225.00	0.00	112893.00	31.90
6	Canara Bank	1955583.00	269313.00	13.77	231089.00	51536.00	0.00	551938.00	28.22
7	Central Bank of India	925584.41	84721.31	9.15	63751.00	38489.92	0.00	186962.23	20.20
8	Corporation Bank	758041.23	63400.52	8.36	72455.71	68609.87	0.00	204466.10	26.97
9	Dena Bank	187550.17	32179.11	17.16	22247.12	7356.64	0.00	61782.87	32.94
10	IDBI Bank	313048.23	43819.32	14.00	91796.25	76639.67	0.00	212255.24	67.80
11	Indian Bank	809757.00	99948.00	12.34	81744.00	37248.00	0.00	218940.00	27.04
12	Indian Overseas Bank	1277779.62	224690.52	17.58	105645.66	53825.34	0.00	384161.52	30.06
13	Oriental Bank of Commerce	938254.08	13774.88	1.47	37497.40	22454.41	0.00	73726.69	7.86
14	Punjab National Bank	1695954.00	55569.00	3.28	114858.00	32453.00	962.00	203842.00	12.02
15	Punjab & Sind Bank	270086.13	176.72	0.07	3320.27	4012.10	0.00	7509.09	2.78
16	Syndicate Bank	766951.36	211527.19	27.58	132140.42	92467.88	87.85	436223.34	56.88
17	UCO Bank	541729.13	22168.02	4.09	152795.24	28134.43	0.00	203097.69	37.49
18	Union Bank Of India	965513.02	125335.02	12.98	90010.95	64805.40	0.00	280151.37	29.02
19	United Bank of India	238927.56	652.58	0.27	10885.53	13756.23	0.00	25294.34	10.59
20	Vijaya Bank	605741.00	67498.73	11.14	50258.09	36535.18	0.00	154292.00	25.47
21	State Bank of India	11521440.00	1303262.00	11.31	1126866.00	991174.00	10449.00	3431751.00	29.79
	PUBLIC SECTOR BANKS TOTAL	31548890.86	3617419.81	11.47	3483478.01	2083038.85	12282.78	9196219.45	29.15
22	Axis Bank	1996883.96	91753.04	4.59	173321.31	114670.40	0.00	379744.75	19.02
23	Bhandhan Bank	12506.03	0.00	0.00	375.01	7584.15	0.00	7959.16	63.64
24	Catholic Syrian Bank	11125.18	293.03	2.63	165.14	318.32	0.00	776.49	6.98
25	City Union Bank	165522.46	15116.90	9.13	41277.79	3223.80	0.00	59618.49	36.02
26	Development Credit Bank	94765.77	9246.69	9.76	20522.56	4394.42	0.00	34163.67	36.05
27	Dhanalaxmi Bank	24214.80	2775.76	11.46	2655.38	2355.87	0.00	7787.01	32.16
28	Federal Bank	111866.00	4351.00	3.89	8731.00	10829.00	0.00	23911.00	21.37
29	HDFC Bank	3328451.68	260061.74	7.81	384717.12	126149.10	0.00	770927.96	23.16
30	ICICI Bank	2344973.37	182275.21	7.77	216656.87	94807.01	1023.89	494762.98	21.10
31	Indusind Bank	614208.87	52905.79	8.61	95314.05	1192.76	0.00	149412.59	24.33
32	Jammu & Kashmir Bank	43923.19	47.39	0.11	522.97	1092.97	0.00	1663.33	3.79
33	Karnataka Bank	176458.64	10168.19	5.76	34102.33	10153.73	0.00	54424.25	30.84
34	Karur Vysya Bank	416741.00	37059.00	8.89	75902.00	12195.00	0.00	125156.00	30.03
35	KBSLAB	6454.05	1745.07	27.04	3093.46	144.91	0.00	4983.43	77.21
36	Laxmi Vilas Bank	167521.21	4282.39	2.56	34023.96	3055.82	0.00	41362.17	24.69
37	Ratnakar Bank	161764.52	2024.72	1.25	67455.76	2154.53	0.00	71635.01	44.28
38	South Indian Bank	258835.98	17576.22	6.79	35757.85	6562.30	0.00	59896.37	23.14
39	Kotak Mahindra Bank	739196.24	73440.88	9.94	143000.59	16429.42	870.22	233741.11	31.62
40	Yes Bank	959115.00	95468.00	9.95	91712.00	6227.00	0.00	193407.00	20.17
41	Tamilnadu Mer. Bank	109558.93	3861.01	3.52	10036.06	787.71	0.00	14684.78	13.40
	PRIVATE SECTOR BANKS TOTAL	11744086.87	864452.02	7.36	1439343.21	424328.21	1894.11	2730017.55	23.25
	COMMERCIAL BANKS TOTAL	43292977.73	4481871.83	10.35	4922821.22	2507367.06	14176.89	11926237.01	27.55
42	TS Co-op Apex Bank	725659.40	503073.49	69.33	4623.89	78481.08	0.00	586178.46	80.78
43	A P Mahesh Co-op Bank	101653.60	0.00	0.00	48559.30	12557.98	0.00	61117.28	60.12
	Co-OPERATIVE BANKS TOTAL	827313.00	503073.49	60.81	53183.19	91039.06	0.00	647295.74	78.24
44	APGVB	978284.58	653409.12	66.79	74229.86	121457.80	0.00	849096.78	86.79
45	Telangana Grameena Bank	546424.62	380182.44	69.58	44478.96	46244.89	0.00	470906.29	86.18
	REGIONAL RURAL BANKS TOTAL	1524709.20	1033591.56	67.79	118708.82	167702.69	0.00	1320003.07	86.57
46	APSFC	124181.48	0.00	0.00	119492.29	0.00	0.00	119492.29	96.22
	OTHERS TOTAL	124181.48	0.00	0.00	119492.29	0.00	0.00	119492.29	96.22
	GRAND TOTAL	45769181.41	6018536.88	13.15	5214205.53	2766108.81	14176.89	14013028.11	30.62

DISTRICT-WISE PRIORITY SECTOR ADVANCES (AGRICULTURE, MICRO, SMALL & OTHER PRIORITY SECTOR ADVANCES) AS ON 31/12/2017 (Rs. In lac)

Sl.No	Name of the District	TOTAL ADVANCES	Total Direct Agri. Advances		Micro, Small & Medium Enterprises Advances		Others under Priority Sector Advances		Export	Total Priority Sector Advances	
			Amount	% to Total Advances	Amount	% to Total Advances	Amount	% to Total Advances		Amount	% to Total Advances
1	Adilabad	288724.61	119656.06	41.44	69397.37	24.04	21016.10	7.28	0.00	210069.52	72.76
2	Bhadradi	455126.39	147613.89	32.43	53113.79	11.67	45985.46	10.10	0.00	246713.13	54.21
3	Hyderabad	27326576.77	1096736.54	4.01	2596704.82	9.50	1008074.98	3.69	0.00	4701516.34	17.20
4	Jagtial	460935.07	123440.95	26.78	31144.35	6.76	40561.01	8.80	0.00	195146.31	42.34
5	Jangaon	272170.71	101925.06	37.45	21186.86	7.78	24161.67	8.88	0.00	147273.58	54.11
6	Jayashankar	123867.23	75741.73	61.15	14243.52	11.50	9865.85	7.96	0.00	99851.10	80.61
7	Jogulamba	105231.33	70320.80	66.82	16757.02	15.92	8380.74	7.96	0.00	95458.56	90.71
8	Kamareddy	356221.12	152322.72	42.76	36871.23	10.35	39650.86	11.13	0.00	228844.81	64.24
9	Karimnagar	789659.01	252619.07	31.99	128276.89	16.24	69005.11	8.74	0.00	449901.07	56.97
10	Khammam	754191.14	304344.91	40.35	130960.75	17.36	90965.26	12.06	0.00	526270.93	69.78
11	Komaram Bhim	172451.54	57228.66	33.19	21508.38	12.47	14161.05	8.21	0.00	92898.09	53.87
12	Mahabubabad	130289.55	76229.88	58.51	18545.07	14.23	12879.51	9.89	0.00	107654.47	82.63
13	Mahabubnagar	430694.49	220742.94	51.25	79466.53	18.45	38538.78	8.95	0.00	338748.25	78.65
14	Mancherial	406624.90	109543.30	26.94	49847.64	12.26	35387.30	8.70	0.00	194778.23	47.90
15	Medak	363188.99	130974.80	36.06	36304.56	10.00	21482.05	5.91	0.00	188761.42	51.97
16	Medchal	2513125.48	258363.15	10.28	546161.90	21.73	318960.83	12.69	0.00	1123485.88	44.70
17	Nagarkurnool	174032.16	123979.39	71.24	22242.43	12.78	11720.65	6.73	0.00	157942.47	90.75
18	Nalgonda	946320.44	337266.80	35.64	107080.79	11.32	83465.54	8.82	0.00	527813.13	55.78
19	Nirmal	287441.98	89315.68	31.07	36555.95	12.72	27591.47	9.60	0.00	153463.11	53.39
20	Nizamabad	711165.89	332662.89	46.78	126081.75	17.73	90351.80	12.70	0.00	549096.43	77.21
21	Peddapalli	163873.89	99480.81	60.71	21810.89	13.31	20817.72	12.70	0.00	142109.43	86.72
22	Rajanna	109438.44	71586.65	65.41	15924.54	14.55	11263.58	10.29	0.00	98774.77	90.26
23	Rangareddy	4899644.96	542089.66	11.06	544013.25	11.10	371349.02	7.58	0.00	1457451.92	29.75
24	Sangareddy	669216.08	231299.68	34.56	99929.27	14.93	98872.47	14.77	0.00	430101.42	64.27
25	Siddipet	536078.12	140351.13	26.18	42998.54	8.02	42358.92	7.90	0.00	225708.59	42.10
26	Suryapet	297919.46	161420.24	54.18	46798.04	15.71	26300.20	8.83	0.00	234518.48	78.72
27	Vikarabad	358788.26	106966.56	29.81	33676.09	9.39	26842.25	7.48	0.00	167484.90	46.68
28	Wanaparthy	230119.37	81443.40	35.39	24384.69	10.60	22925.42	9.96	0.00	128753.51	55.95
29	Warangal Rural	248901.49	88180.97	35.43	37158.50	14.93	23777.45	9.55	0.00	149116.92	59.91
30	Warangal	901971.88	196968.27	21.84	170067.71	18.86	80248.17	8.90	0.00	447284.15	49.59
31	Yadadri	285190.69	117720.29	41.28	34992.41	12.27	29147.59	10.22	0.00	181860.29	63.77
	Total	45769181.41	6018536.89	13.15	5214205.53	11.39	2766108.80	6.04	0.00	13998851.21	30.59

BANK-WISE AGRICULTURAL ADVANCES (DIRECT & INDIRECT) AS ON 31/12/2017

(Rs. In lac)

Sl.No	Name of the Bank	ADVANCES	Short Term Crop Productions Loans		Agriculture Term Loans		Other Term Loans : Agriculture Infrastructure		Other Terms Loans: Ancillary Activities	
			Amount	% to Total Advances	Amount	% to Total Advances	Amount	% to Total Advances	Amount	% to Total Advances
1	Allahabad Bank	552800.42	4666.36	0.84	12969.01	2.35	0.00	0.00	0.00	0.00
2	Andhra Bank	4346173.13	643018.43	14.80	97737.19	2.25	13280.89	0.31	105428.12	2.43
3	Bank Of Baroda	904607.37	42497.49	4.70	9608.25	1.06	120.00	0.01	6037.01	0.67
4	Bank of India	1619499.00	6919.73	0.43	14515.47	0.90	2709.68	0.17	15854.26	0.98
5	Bank of Maharashtra	353871.00	12426.00	3.51	3998.00	1.13	0.00	0.00	7598.00	2.15
6	Canara Bank	1955583.00	138719.00	7.09	72431.00	3.70	32984.00	1.69	25179.00	1.29
7	Central Bank of India	925584.41	59250.58	6.40	5960.73	0.64	480.00	0.05	19030.00	2.06
8	Corporation Bank	758041.23	28528.18	3.76	16927.45	2.23	11389.94	1.50	6554.95	0.86
9	Dena Bank	187550.17	4756.55	2.54	0.00	0.00	0.00	0.00	27422.56	14.62
10	IDBI Bank	313048.23	36372.71	11.62	6159.44	1.97	92.17	0.03	1195.00	0.38
11	Indian Bank	809757.00	71338.00	8.81	25656.00	3.17	2954.00	0.36	0.00	0.00
12	Indian Overseas Bank	1277779.62	45254.13	3.54	152700.23	11.95	8936.90	0.70	17799.26	1.39
13	Oriental Bank of Commerce	938254.08	2501.50	0.27	441.25	0.05	5.89	0.00	10826.24	1.15
14	Punjab National Bank	1695954.00	35237.00	2.08	19500.00	1.15	0.00	0.00	832.00	0.05
15	Punjab & Sind Bank	270086.13	89.64	0.03	87.08	0.03	0.00	0.00	0.00	0.00
16	Syndicate Bank	766951.36	136737.34	17.83	48483.93	6.32	3718.52	0.48	22587.40	2.95
17	UCO Bank	541729.13	11345.01	2.09	6847.39	1.26	3975.62	0.73	0.00	0.00
18	Union Bank Of India	965513.02	77550.53	8.03	39958.82	4.14	0.00	0.00	7825.67	0.81
19	United Bank of India	238927.56	50.29	0.02	602.29	0.25	0.00	0.00	0.00	0.00
20	Vijaya Bank	605741.00	44925.29	7.42	22573.44	3.73	0.00	0.00	0.00	0.00
21	State Bank of India	11521440.00	854736.00	7.42	260555.00	2.26	16987.00	0.15	170984.00	1.48
	PUBLIC SECTOR BANKS TOTAL	31548890.86	2256919.76	7.15	817711.97	50.54	97634.61	0.31	445153.47	1.41
22	Axis Bank	1996883.96	30047.09	1.50	61705.95	3.09	0.00	0.00	0.00	0.00
23	Bhandhan Bank	12506.03	0.00	0.00	0.00	0.00	0.00	0.00	0.00	0.00
24	Catholic Syrian Bank	11125.18	60.38	0.54	232.65	2.09	0.00	0.00	0.00	0.00
25	City Union Bank	165522.46	7561.35	4.57	1086.63	0.66	1703.51	1.03	4765.41	2.88
26	Development Credit Bank	94765.77	4619.80	4.87	4326.16	4.57	0.00	0.00	300.73	0.32
27	Dhanalaxmi Bank	24214.80	2724.42	11.25	51.34	0.21	0.00	0.00	0.00	0.00
28	Federal Bank	111866.00	3033.00	2.71	998.00	0.89	0.00	0.00	320.00	0.29
29	HDFC Bank	3328451.68	91043.60	2.74	107535.65	3.23	12696.80	0.38	48785.69	1.47
30	ICICI Bank	2344973.37	78653.74	3.35	103621.47	4.42	0.00	0.00	0.00	0.00
31	Indusind Bank	614208.87	0.00	0.00	50581.14	8.24	563.11	0.09	1761.54	0.29
32	Jammu & Kashmir Bank	43923.19	0.00	0.00	47.39	0.11	0.00	0.00	0.00	0.00
33	Karnataka Bank	176458.64	5392.93	3.06	2445.64	1.39	1470.08	0.83	859.54	0.49
34	Karur Vysya Bank	416741.00	26144.00	6.27	10915.00	2.62	0.00	0.00	0.00	0.00
35	KBSLAB	6454.05	505.78	7.84	1239.28	19.20	0.00	0.00	0.00	0.00
36	Laxmi Vilas Bank	167521.21	4086.48	2.44	195.91	0.12	0.00	0.00	0.00	0.00
37	Ratnakar Bank	161764.52	719.85	0.44	1304.87	0.81	0.00	0.00	0.00	0.00
38	South Indian Bank	258835.98	4235.88	1.64	13340.34	5.15	0.00	0.00	0.00	0.00
39	Kotak Mahindra Bank	739196.24	2297.64	0.31	39009.43	5.28	4804.59	0.65	27329.23	3.70
40	Yes Bank	959115.00	0.00	0.00	5769.00	0.60	4570.00	0.48	85129.00	8.88
41	Tamilnadu Mer. Bank	109558.93	1341.48	1.22	403.08	0.37	0.00	0.00	2116.45	1.93
	PRIVATE SECTOR BANKS TOTAL	11744086.88	262467.42	2.23	404808.93	3.45	25808.09	0.22	171367.59	1.46
	COMMERCIAL BANKS TOTAL	43292977.74	2519387.18	5.82	1222520.90	2.82	123442.70	0.29	616521.05	1.42
42	TS Co-op Apex Bank	725659.40	320645.82	44.19	181774.90	25.05	552.81	0.08	99.96	0.01
43	A P Mahesh Co-op Bank	101653.60	0.00	0.00	0.00	0.00	0.00	0.00	0.00	0.00
	Co-OPERATIVE BANKS TOTAL	827313.00	320645.82	38.76	181774.90	21.97	552.81	0.07	99.96	0.01
44	APGVB	978284.58	414447.67	42.36	238961.45	24.43	0.00	0.00	0.00	0.00
45	Telangana Grameena Bank	546424.62	369719.54	67.66	10462.90	1.91	0.00	0.00	0.00	0.00
	REGIONAL RURAL BANKS TOT	1524709.20	784167.21	51.43	249424.35	16.36	0.00	0.00	0.00	0.00
46	APSFC	124181.48	0.00	0.00	0.00	0.00	0.00	0.00	0.00	0.00
	OTHERS TOTAL	124181.48	0.00	0.00	0.00	0.00	0.00	0.00	0.00	0.00
	GRAND TOTAL	45769181.41	3624200.21	7.92	1653720.15	3.61	123995.51	0.27	616621.01	1.35

BANK-WISE AGRICULTURAL ADVANCE BANK-WISE AGRICULTURAL ADVANCES (DIRECT & INDIRECT) AS ON 31/12/2017 (Rs. In lac)

Sl.No	Name of the Bank	Total Agri. Term Loans		Total Direct Agri. Loans		Indirect Agri. Advances		Toal Direct Agri & Indirect Agri Loan	
		Amount	% to Total Advances	Amount	% to Total Advances	Amount	% to Total Advances	Amount	% to Total Advances
1	Allahabad Bank	12969.01	2.35	17635.37	3.19	0.00	0.00	17635.37	3.19
2	Andhra Bank	216446.20	4.98	859464.63	19.78	49649.67	1.14	909114.30	20.92
3	Bank Of Baroda	15765.26	1.74	58262.75	6.44	0.00	0.00	58262.75	6.44
4	Bank of India	33079.41	2.04	39999.14	2.47	0.00	0.00	39999.14	2.47
5	Bank of Maharashtra	11596.00	3.28	24022.00	6.79	0.00	0.00	24022.00	6.79
6	Canara Bank	130594.00	6.68	269313.00	13.77	0.00	0.00	269313.00	13.77
7	Central Bank of India	25470.73	2.75	84721.31	9.15	0.00	0.00	84721.31	9.15
8	Corporation Bank	34872.34	4.60	63400.52	8.36	0.00	0.00	63400.52	8.36
9	Dena Bank	27422.56	14.62	32179.11	17.16	0.00	0.00	32179.11	17.16
10	IDBI Bank	7446.61	2.38	43819.32	14.00	0.00	0.00	43819.32	14.00
11	Indian Bank	28610.00	3.53	99948.00	12.34	0.00	0.00	99948.00	12.34
12	Indian Overseas Bank	179436.39	14.04	224690.52	17.58	0.00	0.00	224690.52	17.58
13	Oriental Bank of Commerce	11273.38	1.20	13774.88	1.47	0.00	0.00	13774.88	1.47
14	Punjab National Bank	20332.00	1.20	55569.00	3.28	699957.00	41.27	755526.00	44.55
15	Punjab & Sind Bank	87.08	0.03	176.72	0.07	0.00	0.00	176.72	0.07
16	Syndicate Bank	74789.85	9.75	211527.19	27.58	369.92	0.05	211897.11	27.63
17	UCO Bank	10823.01	2.00	22168.02	4.09	0.00	0.00	22168.02	4.09
18	Union Bank Of India	47784.49	4.95	125335.02	12.98	0.00	0.00	125335.02	12.98
19	United Bank of India	602.29	0.25	652.58	0.27	6668.90	2.79	7321.48	3.06
20	Vijaya Bank	22573.44	3.73	67498.73	11.14	0.00	0.00	67498.73	11.14
21	State Bank of India	448526.00	3.89	1303262.00	11.31	152216.00	1.32	1455478.00	12.63
	PUBLIC SECTOR BANKS TOTAL	1360500.05	4.31	3617419.81	11.47	908861.49	2.88	4526281.30	14.35
22	Axis Bank	61705.95	3.09	91753.04	4.59	0.00	0.00	91753.04	4.59
23	Bhandhan Bank	0.00	0.00	0.00	0.00	0.00	0.00	0.00	0.00
24	Catholic Syrian Bank	232.65	2.09	293.03	2.63	0.00	0.00	293.03	2.63
25	City Union Bank	7555.55	4.56	15116.90	9.13	0.00	0.00	15116.90	9.13
26	Development Credit Bank	4626.89	4.88	9246.69	9.76	379.79	0.40	9626.48	10.16
27	Dhanalaxmi Bank	51.34	0.21	2775.76	11.46	0.00	0.00	2775.76	11.46
28	Federal Bank	1318.00	1.18	4351.00	3.89	0.00	0.00	4351.00	3.89
29	HDFC Bank	169018.14	5.08	260061.74	7.81	0.00	0.00	260061.74	7.81
30	ICICI Bank	103621.47	4.42	182275.21	7.77	0.00	0.00	182275.21	7.77
31	Indusind Bank	52905.79	8.61	52905.79	8.61	0.00	0.00	52905.79	8.61
32	Jammu & Kashmir Bank	47.39	0.11	47.39	0.11	0.00	0.00	47.39	0.11
33	Karnataka Bank	4775.26	2.71	10168.19	5.76	0.00	0.00	10168.19	5.76
34	Karur Vysya Bank	10915.00	2.62	37059.00	8.89	14894.00	3.57	51953.00	12.47
35	KBSLAB	1239.28	19.20	1745.07	27.04	0.00	0.00	1745.07	27.04
36	Laxmi Vilas Bank	195.91	0.12	4282.39	2.56	0.00	0.00	4282.39	2.56
37	Ratnakar Bank	1304.87	0.81	2024.72	1.25	0.00	0.00	2024.72	1.25
38	South Indian Bank	13340.34	5.15	17576.22	6.79	3527.77	1.36	21103.99	8.15
39	Kotak Mahindra Bank	71143.24	9.62	73440.88	9.94	0.00	0.00	73440.88	9.94
40	Yes Bank	95468.00	9.95	95468.00	9.95	0.00	0.00	95468.00	9.95
41	Tamilnadu Mer. Bank	2519.53	2.30	3861.01	3.52	0.00	0.00	3861.01	3.52
	PRIVATE SECTOR BANKS TOTAL	601984.60	5.13	864452.02	7.36	18801.56	0.16	883253.58	7.52
	COMMERCIAL BANKS TOTAL	1962484.66	4.53	4481871.83	10.35	927663.05	2.14	5409534.88	12.50
42	TS Co-op Apex Bank	182427.67	25.14	503073.49	69.33	0.00	0.00	503073.49	69.33
43	A P Mahesh Co-op Bank	0.00	0.00	0.00	0.00	0.00	0.00	0.00	0.00
	Co-OPERATIVE BANKS TOTAL	182427.67	22.05	503073.49	60.81	0.00	0.00	503073.49	60.81
44	APGVB	238961.45	24.43	653409.12	66.79	0.00	0.00	653409.12	66.79
45	Telangana Grameena Bank	10462.90	1.91	380182.44	69.58	0.00	0.00	380182.44	69.58
	REGIONAL RURAL BANKS TOT	249424.35	16.36	1033591.56	67.79	0.00	0.00	1033591.56	67.79
46	APSFC	0.00	0.00	0.00	0.00	0.00	0.00	0.00	0.00
	OTHERS TOTAL	0.00	0.00	0.00	0.00	0.00	0.00	0.00	0.00
	GRAND TOTAL	2394336.68	5.23	6018536.88	13.15	927663.05	2.03	6946199.93	15.18

DISTRICT -WISE AGRICULTURAL ADVANCES (DIRECT & INDIRECT) AS ON 31/12/2017

(Rs. In lac)

Sl.No	Name of the District	ADVANCES	Direct Finance to Agriculture		In-Direct Finance to Agriculture		Total Agriculture Advances (Direct + Indirect)	
			Amount	% to Total Advances	Amount	% to Total Advances	Amount	% to Total Advances
1	Adilabad	288724.61	119656.06	41.44	0.00	0.00	119656.06	41.44
2	Bhadradri	455126.39	147613.89	32.43	35480.58	7.80	183094.47	40.23
3	Hyderabad	27326576.77	1096736.54	4.01	263612.37	0.96	1360348.91	4.98
4	Jagtial	460935.07	123440.95	26.78	29670.35	6.44	153111.30	33.22
5	Jangaon	272170.71	101925.06	37.45	24498.78	9.00	126423.84	46.45
6	Jayashankar	123867.23	75741.73	61.15	0.00	0.00	75741.73	61.15
7	Jogulamba	105231.33	70320.80	66.82	0.00	0.00	70320.80	66.82
8	Kamareddy	356221.12	152322.72	42.76	0.00	0.00	152322.72	42.76
9	Karimnagar	789659.01	252619.07	31.99	60719.70	7.69	313338.77	39.68
10	Khammam	754191.14	304344.91	40.35	73152.56	9.70	377497.47	50.05
11	Komaram Bhim	172451.54	57228.66	33.19	0.00	0.00	57228.66	33.19
12	Mahabubabad	130289.55	76229.88	58.51	0.00	0.00	76229.88	58.51
13	Mahabubnagar	430694.49	220742.94	51.25	0.00	0.00	220742.94	51.25
14	Mancherial	406624.90	109543.30	26.94	0.00	0.00	109543.30	26.94
15	Medak	363188.99	130974.80	36.06	31481.20	8.67	162456.00	44.73
	Medchal	2513125.48	258363.15	10.28	62100.35	2.47	320463.50	12.75
17	Nagarkurnool	174032.16	123979.39	71.24	0.00	0.00	123979.39	71.24
18	Nalgonda	946320.44	337266.80	35.64	81065.68	8.57	418332.48	44.21
19	Nirmal	287441.98	89315.68	31.07	0.00	0.00	89315.68	31.07
20	Nizamabad	711165.89	332662.89	46.78	79959.09	11.24	412621.97	58.02
21	Peddapalli	163873.89	99480.81	60.71	0.00	0.00	99480.81	60.71
22	Rajanna	109438.44	71586.65	65.41	0.00	0.00	71586.65	65.41
23	Rangareddy	4899644.96	542089.66	11.06	130297.05	2.66	672386.71	13.72
24	Sangareddy	669216.08	231299.68	34.56	55595.35	8.31	286895.03	42.87
25	Siddipet	536078.12	140351.13	26.18	0.00	0.00	140351.13	26.18
26	Suryapet	297919.46	161420.24	54.18	0.00	0.00	161420.24	54.18
27	Vikarabad	358788.26	106966.56	29.81	0.00	0.00	106966.56	29.81
28	Wanaparthy	230119.37	81443.40	35.39	0.00	0.00	81443.40	35.39
29	Warangal Rural	248901.49	88180.97	35.43	0.00	0.00	88180.97	35.43
30	Warangal	901971.88	196968.27	21.84	0.00	0.00	196968.27	21.84
31	Yadadri	285190.69	117720.29	41.28	0.00	0.00	117720.29	41.28
	Total	45769181.41	6018536.89	13.15	927633.05	83.50	6946169.94	15.18

ANNUAL CREDIT PLAN 2017-18 : BANK-WISE ACHIEVEMENT AS ON 31/12/2017

Sl.No	Name of the Bank	Short Term crop production loans			Agri. Term Loans			Total Farm Credit (Short Term Crop Production + Agri Term Loans)			Agriculture Infrastructure			Ancllary Activities			Total Agriculture Advances		
		Target	Achievement	% to Total Achievement	Target	Achievement	% to Total Achievement	Target	Achievement	% to Total Achievement	Target	Achievement	% to Total Achievement	Target	Achievement	% to Total Achievement	Target	Achievement	% to Total Achievement
1	Allahabad Bank	7902.60	2088.25	26.42	2924.00	5386.26	184.21	10826.60	7474.51	69.04	445.00	0.00	0.00	716.00	0.00	0.00	11987.60	7474.51	62.35
2	Andhra Bank	343153.80	436384.42	127.17	151854.00	11792.40	7.77	495007.80	448176.82	90.54	19260.00	6055.22	31.44	33749.00	85812.19	254.27	548016.80	540044.23	98.55
3	Bank Of Baroda	17675.40	20378.00	115.29	8849.00	5819.00	65.76	26524.40	26197.00	98.77	1206.00	80.00	6.63	3098.00	4.67	0.15	30828.40	26281.67	85.25
4	Bank of India	9114.60	4022.00	44.13	4964.00	2364.00	47.62	14078.60	6386.00	45.36	1013.00	131.88	13.02	741.00	7776.29	1049.43	15832.60	14294.17	90.28
5	Bank of Maharashtra	8825.40	2139.00	24.24	2574.00	52.00	2.02	11399.40	2191.00	19.22	275.00	0.00	0.00	1069.00	0.00	0.00	12743.40	2191.00	17.19
6	Canara Bank	56839.80	110145.00	193.78	27076.00	43706.62	161.42	83915.80	153851.62	183.34	3232.00	7450.00	230.51	5943.00	7622.00	128.25	93090.80	168923.62	181.46
7	Central Bank of India	27216.00	34585.00	127.08	11258.00	843.00	7.49	38474.00	35428.00	92.08	1386.00	0.00	0.00	2824.00	7033.00	249.04	42684.00	42461.00	99.48
8	Corporation Bank	18930.60	15838.48	83.67	8350.00	5481.46	65.65	27280.60	21319.94	78.15	1181.00	4145.15	350.99	2567.00	1331.73	51.88	31028.60	26796.82	86.36
9	Dena Bank	3525.60	117.44	3.33	2585.00	0.00	0.00	6110.60	117.44	1.92	254.00	0.00	0.00	191.00	225.51	118.07	6555.60	342.95	5.23
10	IDBI Bank	12363.00	9844.11	79.63	4644.00	2694.98	58.03	17007.00	12539.09	73.73	634.00	14.84	2.34	1149.00	19.19	1.67	18790.00	12573.12	66.91
11	Indian Bank	31828.20	14880.00	46.75	13633.00	11543.00	84.67	45461.20	26423.00	58.12	1890.00	92.00	4.87	3416.00	0.00	0.00	50767.20	26515.00	52.23
12	Indian Overseas Bank	43083.60	11080.05	25.72	22389.00	3146.04	14.05	65472.60	14226.09	21.73	2677.00	0.00	0.00	3954.00	5.54	0.14	72103.60	14231.63	19.74
13	Oriental Bank of Commerce	4132.80	774.93	18.75	3102.00	25.60	0.83	7234.80	800.53	11.06	426.00	0.00	0.00	525.00	0.00	0.00	8185.80	800.53	9.78
14	Punjab National Bank	17224.20	18787.00	109.07	7709.00	11994.00	155.58	24933.20	30781.00	123.45	1290.00	0.00	0.00	2389.00	0.00	0.00	28612.20	30781.00	107.58
15	Punjab & Sind Bank	0.00	2.11	#DIV/0!	0.00	58.38	#DIV/0!	0.00	60.49	#DIV/0!	0.00	0.00	#DIV/0!	0.00	0.00	#DIV/0!	0.00	60.49	#DIV/0!
16	Syndicate Bank	72474.00	61311.14	84.60	38804.00	7340.78	18.92	111278.00	68651.92	61.69	4908.00	1.24	0.03	7179.00	2592.05	36.11	123365.00	71245.21	57.75
17	UCO Bank	9611.40	2702.01	28.11	4522.00	657.85	14.55	14133.40	3359.86	23.77	813.00	0.00	0.00	837.00	0.00	0.00	15783.40	3359.86	21.29
18	Union Bank Of India	39543.60	19659.96	49.72	17450.00	3063.09	17.55	56993.60	22723.05	39.87	2230.00	0.00	0.00	3842.00	3254.13	84.70	63065.60	25977.18	41.19
19	United Bank of India	983.40	24.34	2.48	436.00	195.80	44.91	1419.40	220.14	15.51	78.00	0.00	0.00	110.00	0.00	0.00	1607.40	220.14	13.70
20	Vijaya Bank	20222.40	23762.75	117.51	12248.00	2897.45	23.66	32470.40	26660.20	82.11	1355.00	0.00	0.00	1788.00	0.00	0.00	35613.40	26660.20	74.86
21	State Bank of India	740119.80	623251.00	84.21	311105.00	353444.00	113.61	1051224.80	976695.00	92.91	43086.00	91.00	0.21	81683.00	103.00	0.13	1175993.80	976889.00	83.07
	PUBLIC SECTOR BANKS TOTAL	1484770.20	1411776.99	95.08	656476.00	472505.71	71.98	2141246.20	1884282.70	88.00	87639.00	18061.33	20.61	157770.00	115779.30	73.38	2386655.20	2018123.33	84.56

ANNUAL CREDIT PLAN 2017-18 : BANK-WISE ACHIEVEMENT AS ON 31/12/2017

(Rs. In lac)

Sl.No	Name of the Bank	Short Term crop production loans			Agri. Term Loans			Total Farm Credit (Short Term Crop Production + Agri Term Loans)			Agriculture Infrastructure			Anclalry Activities			Total Agriculture Advances		
		Target	Achievement	% to Total Achievement	Target	Achievement	% to Total Achievement	Target	Achievement	% to Total Achievement	Target	Achievement	% to Total Achievement	Target	Achievement	% to Total Achievement	Target	Achievement	% to Total Achievement
22	Axis Bank	16864.80	2739.69	16.25	8262.00	36599.44	442.99	25126.80	39339.13	156.56	930.00	0.00	0.00	1806.00	0.00	0.00	27862.80	39339.13	141.19
23	Bhandhan Bank	0.00	0.00	#DIV/0!	0.00	0.00	#DIV/0!	0.00	0.00	#DIV/0!	0.00	0.00	#DIV/0!	0.00	0.00	#DIV/0!	0.00	0.00	#DIV/0!
24	Catholic Syrian Bank	0.00	49.57	#DIV/0!	0.00	0.00	#DIV/0!	0.00	49.57	#DIV/0!	0.00	0.00	#DIV/0!	0.00	0.00	#DIV/0!	0.00	49.57	#DIV/0!
25	City Union Bank	3874.80	6201.62	160.05	1116.00	588.42	52.73	4990.80	6790.04	136.05	29.00	175.00	603.45	67.00	941.32	1404.96	5086.80	7906.36	155.43
26	Development Credit Bank	934.20	3285.92	351.74	610.00	1471.62	241.25	1544.20	4757.54	308.09	72.00	0.00	0.00	32.00	842.91	2634.08	1648.20	5600.45	339.79
27	Dhanalaxmi Bank	837.00	1368.09	163.45	132.00	0.00	0.00	969.00	1368.09	141.19	4.00	0.00	0.00	4.00	0.00	0.00	977.00	1368.09	140.03
28	Federal Bank	1161.00	3104.00	267.36	652.00	176.00	26.99	1813.00	3280.00	180.92	151.00	0.00	0.00	42.00	300.00	714.29	2006.00	3580.00	178.46
29	HDFC Bank	61930.80	126526.66	204.30	30883.00	57177.39	185.14	92813.80	183704.05	197.93	3769.00	7644.26	202.82	6731.00	42743.74	635.03	103313.80	234092.05	226.58
30	ICICI Bank	46853.40	28827.35	61.53	27925.00	50580.38	181.13	74778.40	79407.73	106.19	2727.00	0.00	0.00	3368.00	0.00	0.00	80873.40	79407.73	98.19
31	Indusind Bank	1786.80	0.00	0.00	728.00	49781.11	6838.06	2514.80	49781.11	1979.53	117.00	0.00	0.00	126.00	5416.96	4299.18	2757.80	55198.07	2001.53
32	Jammu & Kashmir Bank	0.00	0.00	#DIV/0!	0.00	0.00	#DIV/0!	0.00	0.00	#DIV/0!	0.00	0.00	#DIV/0!	0.00	0.00	#DIV/0!	0.00	0.00	#DIV/0!
33	Karnataka Bank	1851.60	2962.80	160.01	1218.00	634.10	52.06	3069.60	3596.90	117.18	374.00	1471.00	393.32	250.00	850.00	340.00	3693.60	5917.90	160.22
34	Karur Vysya Bank	9943.80	42.00	0.42	5931.00	0.00	0.00	15874.80	42.00	0.26	758.00	0.00	0.00	446.00	0.00	0.00	17078.80	42.00	0.25
35	KBSLAB	3277.20	259.21	7.91	1808.00	878.60	48.60	5085.20	1137.81	22.38	158.00	0.00	0.00	588.00	0.00	0.00	5831.20	1137.81	19.51
36	Laxmi Vilas Bank	5130.60	3225.72	62.87	3448.00	43.41	1.26	8578.60	3269.13	38.11	251.00	0.00	0.00	173.00	0.00	0.00	9002.60	3269.13	36.31
0	Ratnakar Bank	0.00	116.37	#DIV/0!	0.00	120.79	#DIV/0!	0.00	237.16	#DIV/0!	0.00	0.00	#DIV/0!	0.00	0.00	#DIV/0!	0.00	237.16	#DIV/0!
38	South Indian Bank	3671.40	712.07	19.40	2470.00	4537.80	183.72	6141.40	5249.87	85.48	409.00	0.00	0.00	153.00	0.00	0.00	6703.40	5249.87	78.32
39	Kotak Mahindra Bank	12947.40	100.00	0.77	7485.00	9980.30	133.34	20432.40	10080.30	49.33	850.00	396.78	46.68	1270.00	6298.78	495.97	22552.40	16775.85	74.39
40	Yes Bank & Others	0.00	0.00	#DIV/0!	0.00	15041.00	#DIV/0!	0.00	15041.00	#DIV/0!	0.00	4199.00	#DIV/0!	0.00	31185.00	#DIV/0!	0.00	50425.00	#DIV/0!
41	Tamilnadu Mer. Bank	204.60	1094.78	535.08	43.00	399.60	929.30	247.60	1494.38	603.55	1.00	0.00	0.00	2.00	1427.92	71396.00	250.60	2922.30	1166.12
	PRIVATE SECTOR BANKS TOTAL	171269.40	180615.86	105.46	92711.00	228009.96	245.94	263980.40	408625.82	154.79	10600.00	13886.04	131.00	15058.00	90006.62	597.73	289638.40	512518.47	176.95
	COMMERCIAL BANKS TOTAL	1656039.60	1592392.85	96.16	749187.00	700515.67	93.50	2405226.60	2292908.52	95.33	98239.00	31947.37	32.52	172828.00	205785.92	119.07	2676293.60	2530641.80	94.56
42	TS Co-op Apex Bank	211719.00	307073.61	145.04	68302.00	44109.07	64.58	280021.00	351182.68	125.41	7222.00	495.96	6.87	19827.00	0.00	0.00	307070.00	351678.64	114.53
43	A P Mahesh Co-op Bank	12231.00	0.00	0.00	5705.00	0.00	0.00	17936.00	0.00	0.00	481.00	0.00	0.00	1809.00	0.00	0.00	20226.00	0.00	0.00
	Co-OPERATIVE BANKS TOTAL	223950.00	307073.61	137.12	74007.00	44109.07	59.60	297957.00	351182.68	117.86	7703.00	495.96	6.44	21636.00	0.00	0.00	327296.00	351678.64	107.45
44	APGVB	314630.60	333769.81	106.08	149862.00	106795.81	71.26	464492.60	440565.62	94.85	17946.00	0.00	0.00	31041.00	0.00	0.00	513479.60	440565.62	85.80
45	Telangana Grameena Bank	190525.80	271398.27	142.45	98432.00	1375.07	1.40	288957.80	272773.34	94.40	8416.00	0.00	0.00	15318.00	0.00	0.00	312691.80	272773.34	87.23
	REGIONAL RURAL BANKS TOTAL	505156.40	605168.08	119.80	248294.00	108170.88	43.57	753450.40	713338.96	94.68	26362.00	0.00	0.00	46359.00	0.00	0.00	826171.40	713338.96	86.34
46	APSFC	0.00	0.00	#DIV/0!	0.00	0.00	#DIV/0!	0.00	0.00	#DIV/0!	0.00	0.00	#DIV/0!	0.00	0.00	#DIV/0!	0.00	0.00	#DIV/0!
	OTHERS TOTAL	0.00	0.00	#DIV/0!	0.00	0.00	#DIV/0!	0.00	0.00	#DIV/0!	0.00	0.00	#DIV/0!	0.00	0.00	#DIV/0!	0.00	0.00	#DIV/0!
	GRAND TOTAL	2385146.00	2504634.54	105.01	1071488.00	852795.62	79.59	3456634.00	3357430.16	97.13	132304.00	32443.33	24.52	240823.00	205785.92	85.45	3829761.00	3595659.40	93.89

SLBC TELANAGANA

CONVENOR :



ANNEXURE 8

(Rs. In lac)

ANNUAL CREDIT PLAN 2017-18 : BANK-WISE ACHIEVEMENT AS ON 31/12/2017

Sl.No	Name of the Bank	Micro & Small, Medium Enterprises			Others' under Priority Sector			Export Credit			Total Priority Sector		
		Target	Achievement	% to Total Achievement	Target	Achievement	% to Total Achievement	Target	Achievement	% to Total Achievement	Target	Achievement	% to Total Achievement
1	Allahabad Bank	10655.00	18863.41	177.04	5521	17628.11	319.29		0.00	#DIV/0!	28163.60	43966.03	156.11
2	Andhra Bank	317790.00	811803.04	255.45	142556	43535.10	30.54		0.00	#DIV/0!	1008362.80	1395382.37	138.38
3	Bank Of Baroda	44411.00	23169.00	52.17	18900	18940.00	100.21		0.00	#DIV/0!	94139.40	68390.67	72.65
4	Bank of India	19634.00	68037.46	346.53	9776	29198.16	298.67		0.00	#DIV/0!	45242.60	111529.79	246.51
5	Bank of Maharashtra	16366.00	259.00	1.58	4848	872.00	17.99		0.00	#DIV/0!	33957.40	3322.00	9.78
6	Canara Bank	37475.00	93044.85	248.29	27831	21414.69	76.95		0.00	#DIV/0!	158396.80	283383.16	178.91
7	Central Bank of India	28736.00	16727.00	58.21	15191	15015.00	98.84		0.00	#DIV/0!	86611.00	74203.00	85.67
8	Corporation Bank	29855.00	46212.56	154.79	16330	4420.86	27.07		0.00	#DIV/0!	77213.60	77430.24	100.28
9	Dena Bank	4292.00	142.72	3.33	3870	617.36	15.95		0.00	#DIV/0!	14717.60	1103.03	7.49
10	IDBI Bank	21832.00	19100.58	87.49	11101	14894.55	134.17		0.00	#DIV/0!	51723.00	46568.25	90.03
11	Indian Bank	27552.00	9628.00	34.94	16391	11741.51	71.63		0.00	#DIV/0!	94710.20	47884.51	50.56
12	Indian Overseas Bank	25018.00	2433.15	9.73	18127	6330.43	34.92		0.00	#DIV/0!	115248.60	22995.21	19.95
13	Oriental Bank of Commerce	15252.00	3289.40	21.57	5606	1944.67	34.69		0.00	#DIV/0!	29043.80	6034.60	20.78
14	Punjab National Bank	22189.00	55796.00	251.46	9933	6798.00	68.44		122.00	#DIV/0!	60734.20	93497.00	153.94
15	Punjab & Sind Bank	1479.00	216.74	14.65	685	654.11	95.49		0.00	#DIV/0!	2164.00	931.34	43.04
16	Syndicate Bank	80620.00	19254.87	23.88	32447	19404.43	59.80		23.90	#DIV/0!	236432.00	109928.41	46.49
17	UCO Bank	19370.00	5942.61	30.68	7535	2525.89	33.52		0.00	#DIV/0!	42688.40	11828.36	27.71
18	Union Bank Of India	44366.00	8196.76	18.48	19394	23838.34	122.92		0.00	#DIV/0!	126825.60	58012.28	45.74
19	United Bank of India	13031.00	2635.54	20.23	1731	2722.36	157.27		0.00	#DIV/0!	16369.40	5578.04	34.08
20	Vijaya Bank	19486.00	10235.81	52.53	11556	13672.63	118.32		0.00	#DIV/0!	66655.40	50568.64	75.87
21	State Bank of India	455101.00	134806.00	29.62	308202	81022.00	26.29		615.00	#DIV/0!	1939296.80	1193332.00	61.53
	PUBLIC SECTOR BANKS TOTAL	1254510.00	1349794.50	107.60	687531.00	337190.20	49.04		760.90	#DIV/0!	4328696.20	3705868.93	85.61

ANNUAL CREDIT PLAN 2017-18 : BANK-WISE ACHIEVEMENT AS ON 31/12/2017

Sl.No	Name of the Bank	Micro & Small, Medium Enterprises			Others' under Priority Sector			Export Credit			Total Priority Sector		
		Target	Achievement	% to Total Achievement	Target	Achievement	% to Total Achievement	Target	Achievement	% to Total Achievement	Target	Achievement	% to Total Achievement
22	Axis Bank	16359.00	53774.15	328.71	14556	14757.94	101.39	0.00	#DIV/0!	58777.80	107871.22	183.52	
23	Bhandhan Bank	0.00	346.50	#DIV/0!	0	3.79	#DIV/0!	0.00	#DIV/0!	0.00	350.29	#DIV/0!	
24	Catholic Syrian Bank	350.00	0.00	0.00	121	60.25	49.79	0.00	#DIV/0!	471.00	109.82	23.32	
25	City Union Bank	3646.00	9425.58	258.52	1308	827.14	63.24	0.00	#DIV/0!	10040.80	18159.08	180.85	
26	Development Credit Bank	1230.00	8870.95	721.22	932	1541.70	165.42	0.00	#DIV/0!	3810.20	16013.10	420.27	
27	Dhanalaxmi Bank	717.00	1189.37	165.88	549	313.32	57.07	0.00	#DIV/0!	2243.00	2870.78	127.99	
28	Federal Bank	1865.00	8456.00	453.40	1539	421.00	27.36	0.00	#DIV/0!	5410.00	12457.00	230.26	
29	HDFC Bank	56782.00	220587.96	388.48	27803	6568.94	23.63	0.00	#DIV/0!	187898.80	461248.95	245.48	
30	ICI Bank	52837.00	186421.26	352.82	28147	10972.77	38.98	2948.70	#DIV/0!	161857.40	279750.46	172.84	
31	Indusind Bank	1977.00	74188.03	3752.56	1037	0.00	0.00	0.00	#DIV/0!	5771.80	129386.10	2241.69	
32	Jammu & Kashmir Bank	1400.00	116.16	8.30	121	170.88	141.22	0.00	#DIV/0!	1521.00	287.04	18.87	
33	Karnataka Bank	4251.00	17821.74	419.24	2636	2142.91	81.29	0.00	#DIV/0!	10580.60	25882.55	244.62	
34	Karur Vysya Bank	11568.00	0.00	0.00	7104	215.00	3.03	0.00	#DIV/0!	35750.80	257.00	0.72	
35	KBSLAB	1386.00	1745.74	125.96	2351	108.40	4.61	0.00	#DIV/0!	9568.20	2991.95	31.27	
36	Laxmi Vilas Bank	3113.00	10935.60	351.29	2995	905.55	30.24	0.00	#DIV/0!	15110.60	15110.29	100.00	
37	Ratnakar Bank	350.00	51983.01	14852.29	0	3800.00	#DIV/0!	0.00	#DIV/0!	350.00	56020.17	16005.76	
38	South Indian Bank	4760.00	2987.63	62.77	3694	644.43	17.45	0.00	#DIV/0!	15157.40	8881.93	58.60	
39	Kotak Mahindra Bank	12126.00	70661.21	582.72	9297	2156.86	23.20	95.49	#DIV/0!	43975.40	89689.42	203.95	
40	Yes Bank & Others	1971.00	60863.00	3087.92	117	3729.00	3187.18	0.00	#DIV/0!	2088.00	115017.00	5508.48	
41	Tamilnadu Mer. Bank	131.00	6798.06	5189.36	371	114.56	30.88	0.00	#DIV/0!	752.60	9834.92	1306.79	
	PRIVATE SECTOR BANKS TOTAL	176819.00	787171.94	445.19	104678.00	49454.44	47.24	3044.19	#DIV/0!	571135.40	1352189.05	236.75	
	COMMERCIAL BANKS TOTAL	1431329.00	2136966.45	149.30	792209.00	386644.64	48.81	3805.09	#DIV/0!	4899831.60	5058057.98	103.23	
42	TS Co-op Apex Bank	41280.00	3582.79	8.68	41147	40309.14	97.96	0.00	#DIV/0!	389497.00	395570.57	101.56	
43	A P Mahesh Co-op Bank	14178.00	6635.00	46.80	12547	2985.01	23.79	0.00	#DIV/0!	46951.00	9620.01	20.49	
	Co-OPERATIVE BANKS TOTAL	55458.00	10217.79	18.42	53694.00	43294.15	80.63	0.00	#DIV/0!	436448.00	405190.58	92.84	
44	APGVB	91066.00	35948.52	39.48	101250	51710.71	51.07	0.00	#DIV/0!	705795.60	528224.85	74.84	
45	Telangana Grameena Bank	61970.00	7200.61	11.62	69406	5967.47	8.60	0.00	#DIV/0!	444067.80	285941.42	64.39	
	REGIONAL RURAL BANKS TOTAL	153036.00	43149.13	28.20	170656.00	57678.18	33.80	0.00	#DIV/0!	1149863.40	814166.27	70.81	
46	APSFC	6706.00	28505.55	425.08	95	0.00	0.00	0.00	#DIV/0!	6801.00	28505.55	419.14	
	OTHERS TOTAL	6706.00	28505.55	425.08	95.00	0.00	0.00	0.00	#DIV/0!	6801.00	28505.55	419.14	
	GRAND TOTAL	1646529.00	2218838.91	134.76	1016654.00	487616.97	47.96	3805.09	#DIV/0!	6492944.00	6305920.38	97.12	

ANNUAL CREDIT PLAN 2017-18 : DISTRICT-WISE ACHIEVEMENT AS ON 31/12/2017

(Rs. In lac)

Sl.No	Name of the District	Crop Loans			Agri. Term Loans			Total Farm Credit		
		Target	Achievement	% to Total Achievement	Target	Achievement	% to Total Achievement	Target	Achievement	% to Total Achievement
1	Adilabad	79712.00	72854.49	91.40	19001.00	11818.26	62.20	98713.00	84672.74	85.78
2	Bhadradi	90271.00	73391.44	81.30	59975.00	20690.87	34.50	150246.00	94082.31	62.62
3	Hyderabad	0.00	186488.90	#DIV/0!	0.00	150741.98	#DIV/0!	0.00	337230.87	#DIV/0!
4	Jagtial	78450.00	55029.27	70.15	33085.00	20789.48	62.84	111535.00	75818.75	67.98
5	Jangaon	56447.00	59837.29	106.01	25563.00	14231.59	55.67	82010.00	74068.88	90.32
6	Jayashankar	71293.00	41350.36	58.00	33122.00	12035.15	36.34	104415.00	53385.51	51.13
7	Jogulamba	80140.00	35676.52	44.52	12814.00	13052.08	101.86	92954.00	48728.60	52.42
8	Kamareddy	100320.00	87857.77	87.58	28591.00	13643.57	47.72	128911.00	101501.34	78.74
9	Karimnagar	76365.00	108824.68	142.51	32428.00	32310.67	99.64	108793.00	141135.35	129.73
10	Khammam	123163.00	172055.34	139.70	57158.00	38941.54	68.13	180321.00	210996.88	117.01
11	Komaram Bhim	47835.00	42563.42	88.98	14209.00	7155.25	50.36	62044.00	49718.68	80.13
12	Mahabubabad	66103.00	48811.86	73.84	20180.00	12015.82	59.54	86283.00	60827.68	70.50
13	Mahabubnagar	139921.00	105505.49	75.40	39218.00	30603.44	78.03	179139.00	136108.93	75.98
14	Mancherial	73631.00	75595.44	102.67	35822.00	11423.72	31.89	109453.00	87019.16	79.50
15	Medak	60000.00	50055.27	83.43	24064.00	17602.41	73.15	84064.00	67657.68	80.48
16	Medchal	16793.00	78401.27	466.87	13428.00	55206.29	411.13	30221.00	133607.55	442.10
17	Nagarkurnool	80873.00	68472.69	84.67	59521.00	15513.10	26.06	140394.00	83985.79	59.82
18	Nalgonda	144831.00	149999.05	103.57	52716.00	47419.58	89.95	197547.00	197418.63	99.94
19	Nirmal	77363.00	48658.68	62.90	17257.00	11529.70	66.81	94620.00	60188.38	63.61
20	Nizamabad	144555.00	157818.28	109.18	106218.00	23952.05	22.55	250773.00	181770.33	72.48
21	Peddapalli	63807.00	52563.82	82.38	20304.00	13950.91	68.71	84111.00	66514.73	79.08
22	Rajanna	48521.00	37244.08	76.76	16029.00	16480.99	102.82	64550.00	53725.08	83.23
23	Rangareddy	96351.00	203319.38	211.02	80959.00	89258.01	110.25	177310.00	292577.40	165.01
24	Sangareddy	106922.00	84034.31	78.59	39757.00	27586.81	69.39	146679.00	111621.12	76.10
25	Siddipet	94381.00	62310.85	66.02	42195.00	21102.72	50.01	136576.00	83413.56	61.07
26	Suryapet	68397.00	86219.44	126.06	43154.00	25667.00	59.48	111551.00	111886.44	100.30
27	Vikarabad	78160.00	53574.17	68.54	60808.00	14542.97	23.92	138968.00	68117.14	49.02
28	Wanaparthy	61802.00	41779.95	67.60	20913.00	13977.43	66.84	82715.00	55757.38	67.41
29	Warangal Rural	48124.00	38681.87	80.38	23249.00	13968.20	60.08	71373.00	52650.07	73.77
30	Warangal	55415.00	67511.75	121.83	18971.00	31771.03	167.47	74386.00	99282.78	133.47
31	Yadadri	55200.00	58147.41	105.34	20780.00	23813.01	114.60	75980.00	81960.42	107.87
	Total	2385146.00	2504634.54	105.01	1071489.00	852795.62	79.59	3456635.00	3357430.16	97.13

ANNUAL CREDIT PLAN 2017-18 : DISTRICT-WISE ACHIEVEMENT AS ON 31/12/2017

(Rs. In lac)

Sl.No	Name of the District	Agri. Infrastructure			Agri. Ancillary Activities			Total Direct Agriculture Advances		
		Target	Achievement	% to Total Achievement	Target	Achievement	% to Total Achievement	Target	Achievement	% to Total Achievement
1	Adilabad	1135.00	35.00	3.08	10195.00	1057.76	10.38	110043.00	85765.50	77.94
2	Bhadradi	6373.00	18.00	0.28	0.00	7.05	#DIV/0!	156619.00	94107.36	60.09
3	Hyderabad	0.00	19150.44	#DIV/0!	0.00	118622.75	#DIV/0!	0.00	475004.07	#DIV/0!
4	Jagtial	3713.00	36.71	0.99	4110.00	1351.39	32.88	119358.00	77206.85	64.69
5	Jangaon	3107.00	256.00	8.24	21537.00	1300.00	6.04	106654.00	75624.88	70.91
6	Jayashankar	6061.00	320.00	5.28	18978.00	0.00	0.00	129454.00	53705.51	41.49
7	Jogulamba	2801.00	1122.00	40.06	9095.00	18.31	0.20	104850.00	49868.91	47.56
8	Kamareddy	2578.00	182.69	7.09	22234.00	951.74	4.28	153723.00	102635.77	66.77
9	Karimnagar	2360.00	189.46	8.03	3944.00	13185.69	334.32	115097.00	154510.50	134.24
10	Khammam	6984.00	473.00	6.77	0.00	1096.83	#DIV/0!	187305.00	212566.71	113.49
11	Komaram Bhim	584.00	0.00	0.00	12757.00	0.00	0.00	75385.00	49718.68	65.95
12	Mahabubabad	2606.00	22.00	0.84	12976.00	472.96	3.64	101865.00	61322.64	60.20
13	Mahabubnagar	10536.00	244.01	2.32	29649.00	973.38	3.28	219324.00	137326.32	62.61
14	Mancherial	1953.00	5.00	0.26	1168.00	350.20	29.98	112574.00	87374.36	77.62
15	Medak	4423.00	208.00	4.70	2371.00	7785.21	328.35	90858.00	75650.89	83.26
16	Medchal	1816.00	515.02	28.36	2084.00	853.08	40.93	34121.00	134975.66	395.58
17	Nagarkurnool	8517.00	0.00	0.00	9538.00	201.33	2.11	158449.00	84187.12	53.13
18	Nalgonda	5131.00	1443.62	28.14	7866.00	12760.27	162.22	210544.00	211622.52	100.51
19	Nirmal	293.00	9.00	3.07	14617.00	9.44	0.06	109530.00	60206.82	54.97
20	Nizamabad	8079.00	508.54	6.29	5755.00	22148.16	384.85	264607.00	204427.03	77.26
21	Peddapalli	1923.00	0.32	0.02	2388.00	4112.73	172.22	88422.00	70627.78	79.88
22	Rajanna	2146.00	26.52	1.24	730.00	683.85	93.68	67426.00	54435.45	80.73
23	Rangareddy	18298.00	2364.79	12.92	5984.00	3301.08	55.17	201592.00	298243.27	147.94
24	Sangareddy	9600.00	36.06	0.38	1520.00	2388.00	157.11	157799.00	114045.18	72.27
25	Siddipet	6976.00	246.11	3.53	3029.00	1226.69	40.50	146581.00	84886.36	57.91
26	Suryapet	2083.00	975.50	46.83	899.00	3602.53	400.73	114533.00	116464.47	101.69
27	Vikarabad	2338.00	132.00	5.65	1796.00	240.32	13.38	143102.00	68489.46	47.86
28	Wanaparthy	2601.00	0.00	0.00	11791.00	0.00	0.00	97107.00	55757.38	57.42
29	Warangal Rural	2783.00	145.48	5.23	1052.00	2528.78	240.38	75208.00	55324.33	73.56
30	Warangal	3255.00	3026.98	92.99	6359.00	3435.31	54.02	84000.00	105745.07	125.89
31	Yadadri	1250.00	751.07	60.09	16400.00	1121.09	6.84	93630.00	83832.58	89.54
	Total	132303.00	32443.33	24.52	240822.00	205785.92	85.45	3829760.00	3595659.41	93.89

ANNUAL CREDIT PLAN 2017-18 : DISTRICT-WISE ACHIEVEMENT AS ON 31/12/2017

Sl.No	Name of the District	Micro, Small & Medium Enterprises			Other Priority Sector			Export Credit			Total Priority Sector		
		Target	Achieve-	% to Total Achieve-	Target	Achieve-ment	% to Total	Target	Achieve-	% to Total	Target	Achieve-	% to Total
1	Adilabad	14462.00	26460.44	182.97	12959.00	6465.52	49.89	0.00	0.00	#DIV/0!	137464.00	184446.70	134.18
2	Bhadradi	61129.00	13099.38	21.43	51831.00	10145.37	19.57	0.00	0.00	#DIV/0!	269579.00	79369.03	29.44
3	Hyderabad	602444.00	1118991.24	185.74	150034.00	169968.12	113.29	0.00	3781.19	#DIV/0!	752478.00	1192160.77	158.43
4	Jagtial	42777.00	7653.33	17.89	24241.00	5965.61	24.61	0.00	0.00	#DIV/0!	186376.00	58978.84	31.65
5	Jangaon	9007.00	6114.06	67.88	9995.00	4140.91	41.43	0.00	0.00	#DIV/0!	125656.00	63826.39	50.79
6	Jayashankar	8502.00	4552.86	53.55	12005.00	5632.99	46.92	0.00	0.00	#DIV/0!	149961.00	46085.54	30.73
7	Jogulamba	12727.00	5685.43	44.67	10524.00	3796.45	36.07	0.00	0.00	#DIV/0!	128101.00	44543.30	34.77
8	Kamareddy	34400.00	10413.09	30.27	12800.00	8032.38	62.75	0.00	0.00	#DIV/0!	200923.00	84288.13	41.95
9	Karimnagar	50633.00	61257.45	120.98	23699.00	11466.18	48.38	0.00	0.00	#DIV/0!	189429.00	182993.92	96.60
10	Khammam	34244.00	35050.42	102.35	45967.00	19725.76	42.91	0.00	0.00	#DIV/0!	267516.00	207297.84	77.49
11	Komaram Bhim	4980.00	3283.38	65.93	8744.00	3018.39	34.52	0.00	0.00	#DIV/0!	89109.00	10746.84	12.06
12	Mahabubabad	12501.00	7712.42	61.69	14083.00	4876.28	34.63	0.00	0.00	#DIV/0!	128449.00	51732.88	40.28
13	Mahabubnagar	41740.00	25435.46	60.94	31831.00	9613.97	30.20	0.00	0.00	#DIV/0!	292895.00	125879.65	42.98
14	Mancherial	16478.00	9483.50	57.55	17393.00	5622.51	32.33	0.00	0.00	#DIV/0!	146445.00	35168.36	24.01
15	Medak	14805.00	12005.98	81.09	27890.00	13659.38	48.98	0.00	23.90	#DIV/0!	133553.00	90930.94	68.09
16	Medchal	170408.00	170080.36	99.81	44996.00	37780.87	83.96	0.00	0.00	#DIV/0!	249525.00	244490.75	97.98
17	Nagarkurnool	23668.00	8711.98	36.81	25325.00	4719.99	18.64	0.00	0.00	#DIV/0!	207442.00	72216.14	34.81
18	Nalgonda	47851.00	31671.26	66.19	58568.00	11151.57	19.04	0.00	0.00	#DIV/0!	316963.00	198928.73	62.76
19	Nirmal	14309.00	16421.98	114.77	12708.00	4568.01	35.95	0.00	0.00	#DIV/0!	136547.00	39840.22	29.18
20	Nizamabad	62506.00	48214.87	77.14	23509.00	16543.86	70.37	0.00	0.00	#DIV/0!	350622.00	204221.33	58.25
21	Peddapalli	27320.00	8532.69	31.23	19383.00	6242.46	32.21	0.00	0.00	#DIV/0!	135125.00	48969.97	36.24
22	Rajanna	21237.00	5496.96	25.88	15173.00	4267.13	28.12	0.00	0.00	#DIV/0!	103836.00	32144.78	30.96
23	Rangareddy	94537.00	400985.81	424.16	80851.00	44671.41	55.25	0.00	0.00	#DIV/0!	376980.00	527540.50	139.94
24	Sangareddy	49027.00	35335.42	72.07	63333.00	23906.05	37.75	0.00	0.00	#DIV/0!	270159.00	145172.25	53.74
25	Siddipet	38400.00	18242.22	47.51	39113.00	10047.30	25.69	0.00	0.00	#DIV/0!	224094.00	84256.33	37.60
26	Suryapet	27396.00	39428.09	143.92	35381.00	9677.90	27.35	0.00	0.00	#DIV/0!	177310.00	121842.70	68.72
27	Vikarabad	25218.00	6244.96	24.76	79492.00	3572.02	4.49	0.00	0.00	#DIV/0!	247812.00	52002.54	20.98
28	Wanaparthy	8900.00	5349.22	60.10	7089.00	4763.62	67.20	0.00	0.00	#DIV/0!	113096.00	36999.48	32.72
29	Warangal Rural	34310.00	22204.76	64.72	27394.00	5262.98	19.21	0.00	0.00	#DIV/0!	136912.00	61131.09	44.65
30	Warangal	20544.00	45443.96	221.20	20524.00	11843.57	57.71	0.00	0.00	#DIV/0!	125068.00	118347.77	94.63
31	Yadadri	20076.00	9275.96	46.20	9820.00	6468.38	65.87	0.00	0.00	#DIV/0!	123526.00	73992.91	59.90
	Total	1646536.00	2218838.91	134.76	1016655.00	487616.97	47.96	0.00	3805.09	#DIV/0!	6492951.00	4520546.62	69.62

BANK-WISE MSME ADVANCES (DIRECT & INDIRECT) AS ON 31/12/2017

Sl.No	Name of the Bank	Micro Enterprises (Priority Sector)		Micro Enterprises (Non-Priority Sector)		Total Micro Enterprises (Priority & Non-Priority Sector)		Small Enterprises (Priority Sector)		Small Enterprises (Non-Priority Sector)		Total Small Enterprises (Priority & Non-Priority Sector)	
		Outstanding		Outstanding		Outstanding		Outstanding		Outstanding		Outstanding	
		No. of A/c.	Amount	No. of A/c.	Amount	No. of A/c.	Amount	No. of A/c.	Amount	No. of A/c.	Amount	No. of A/c.	Amount
1	Allahabad Bank	3434	13900.22	0	0.00	3434	13900.22	933	26765.61	0	0.00	933	26765.61
2	Andhra Bank	75496	296797.96	240	2019.12	75736	298817.08	3914	284436.91	8	10403.38	3922	294840.29
3	Bank Of Baroda	2995	47604.50	99	3876.24	3094	51480.74	416	18656.00	13	2469.60	429	21125.60
4	Bank of India	9521	93050.72	5	2646.00	9526	95696.72	1410	66784.73	16	8491.00	1426	75275.73
5	Bank of Maharashtra	2040	23528.00	565	3023.00	2605	26551.00	424	22980.00	981	8247.00	1405	31227.00
6	Canara Bank	32142	98308.00	41	5702.53	32183	104010.53	1422	80735.00	11	6344.53	1433	87079.53
7	Central Bank of India	9061	13897.00	0	0.00	9061	13897.00	1768	41191.00	0	0.00	1768	41191.00
8	Corporation Bank	14325	35819.79	0	0.00	14325	35819.79	537	24963.14	0	0.00	537	24963.14
9	Dena Bank	2059	13246.81	0	0.00	2059	13246.81	101	8164.10	0	0.00	101	8164.10
10	IDBI Bank	10886	41233.08	40	405.66	10926	41638.74	683	40354.91	0	0.00	683	40354.91
11	Indian Bank	27242	17999.00	49	22514.00	27291	40513.00	578	11999.00	32	25147.00	610	37146.00
12	Indian Overseas Bank	15849	38306.19	2	1061.57	15851	39367.76	1347	54426.85	28	20015.40	1375	74442.25
13	Oriental Bank of Commerce	2538	13748.08	0	0.00	2538	13748.08	640	20176.01	0	0.00	640	20176.01
14	Punjab National Bank	8381	25418.00	1	519.00	8382	25937.00	626	72199.00	2	6683.00	628	78882.00
15	Punjab & Sind Bank	149	277.91	0	0.00	149	277.91	96	3042.36	0	0.00	96	3042.36
16	Syndicate Bank	20524	59952.73	329	1713.80	20853	61666.53	2727	49114.41	122	15878.82	2849	64993.23
17	UCO Bank	7423	66432.21	51	2518.79	7474	68951.00	2209	60322.27	112	5423.85	2321	65746.12
18	Union Bank Of India	14439	38237.98	0	0.00	14439	38237.98	1132	48383.09	0	0.00	1132	48383.09
19	United Bank of India	951	4901.97	0	0.00	951	4901.97	300	4940.91	0	0.00	300	4940.91
20	Vijaya Bank	6608	17474.51	0	0.00	6608	17474.51	588	26619.51	0	0.00	588	26619.51
21	State Bank of India	304714	450545.00	290474	1275357.00	595188	1725902.00	160551	356713.00	524559	1669029.00	685110	2025742.00
	PUBLIC SECTOR BANKS TOTAL	570777	1410679.66	291896	1321356.71	862673	2732036.37	182402	1322967.81	525884	1778132.58	708286	3101100.39
22	Axis Bank	4585	56485.97	58	53516.21	4643	110002.18	183	10211.01	0	0.00	183	10211.01
23	Bhandhan Bank	1	2	0	0	1	2.44	89	368	0	0	89	367.50
24	Catholic Syrian Bank	22	123.35	0	0.00	22	123.35	2	41.79	1	800.00	3	841.79
25	City Union Bank	453	11337.51	14	5166.15	467	16503.66	217	25961.65	7	618.68	224	26580.33
26	Development Credit Bank	604	11957.90	28	952.19	632	12910.09	303	7044.46	23	319.15	326	7363.62
27	Dhanalaxmi Bank	27	599.44	0	0.00	27	599.44	38	2055.94	0	0.00	38	2055.94
28	Federal Bank	94	1981.00	4	1422.00	98	3403.00	65	6150.00	0	0.00	65	6150.00
29	HDFC Bank	23538	167831.98	0	0.00	23538	167831.98	14729	178360.51	0	0.00	14729	178360.51
30	ICI Bank	5821	89984.99	1812	490.53	7633	90475.52	6418	111197.70	40	899.10	6458	112096.80
31	Indusind Bank	23718	29538.40	1	13.59	23719	29552.00	3895	60143.37	0	0.00	3895	60143.37
32	Jammu & Kashmir Bank	73	143.94	0	0.00	73	143.94	60	379.03	0	0.00	60	379.03
33	Karnataka Bank	762	13031.35	1	1007.84	763	14039.19	319	16272.56	5	3609.80	324	19882.36
34	Karur Vysya Bank	2493	29497.00	106	1521.00	2599	31018.00	532	36431.00	242	37029.00	774	73460.00
35	KBSLAB	8184	2975.86	0	0.00	8184	2975.86	8	117.59	0	0.00	8	117.59
36	Laxmi Vilas Bank	433	11922.04	0	0.00	433	11922.04	947	21755.64	0	0.00	947	21755.64
37	Ratnakar Bank	2947	5408.19	1	1110.70	2948	5518.89	315	11765.98	0	0.00	315	11765.98
38	South Indian Bank	287	9053.89	0	0.00	287	9053.89	353	24685.21	0	0.00	353	24685.21
39	Kotak Mahindra Bank	1901	42417.52	0	0.00	1901	42417.52	3211	87782.46	0	0.00	3211	87782.46
40	Yes Bank	939	43095.00	0	0.00	939	43095.00	972	30948.00	7	3578.00	979	34526.00
41	Tamilnadu Mer. Bank	231	3198.52	1	1.99	232	3200.51	44	4424.38	0	0.00	44	4424.38
	PRIVATE SECTOR BANKS TOTAL	77113	579586.30	2026	65202.21	79139	644788.51	32700	636095.78	325	46853.73	33025	682949.51
	COMMERCIAL BANKS TOTAL	647890	1990265.96	293922	1386558.92	941812	3376824.88	215102	1959063.59	526209	1824986.31	741311	3784049.90
42	TS Co-op Apex Bank	0	0.00	517	248.04	517	248.04	8491	4623.89	0	0.00	8491	4623.89
43	A P Mahesh Co-op Bank	8182	38677.40	0	0.00	8182	38677.40	983	5731.90	0	0.00	983	5731.90
	Co-OPERATIVE BANKS TOTAL	8182	38677.40	517	248.04	8699	38925.44	9474	10355.79	0	0.00	9474	10355.79
44	APGVB	62588	74229.86	0	0.00	62588	74229.86	0	0.00	0	0.00	0	0.00
45	Telangana Grameena Bank	45127	44478.96	0	0	45127	44478.96	0	0.00	0	0.00	0	0.00
	REGIONAL RURAL BANKS TOTAL	107715	118708.82	0	0.00	107715	118708.82	0	0.00	0	0.00	0	0.00
46	APSFC	290	6835.38	0	0.00	290	6835.38	1623	96991.94	0	0.00	1623	96991.94
	OTHERS TOTAL	290	6835.38	0	0.00	290	6835.38	1623	96991.94	0	0.00	1623	96991.94
	GRAND TOTAL	764077	2154487.56	294439	1386806.96	1058516	3541294.52	226199	2066411.33	526209	1824986.31	752408	3891397.64

BANK-WISE MSME ADVANCES (DIRECT & INDIRECT) AS ON 31/12/2017

(Rs. In lac)

Sl.No	Name of the Bank	Medium Enterprises (Priority Sector)		Medium Enterprises (Non-Priority Sector)		Total Medium Enterprises (Priority & Non-Priority Sector)		Total Micro & Small Enterprises (Priority Sector)		Total Micro & Small Enterprises (Priority & Non-Priority Sector)		Total MSME (Priority Sector)		Total MSME (Priority & Non-Priority Sector)	
		Outstanding		Outstanding		Outstanding		Outstanding		Outstanding		Outstanding		Outstanding	
		No. of A/c.	Amount	No. of A/c.	Amount	No. of A/c.	Amount	No. of A/c.	Amount	No. of A/c.	Amount	No. of A/c.	Amount	No. of A/c.	Amount
1	Allahabad Bank	23	23989.41	42	5933.71	65	29923.12	4367	40665.83	4367	40665.83	4390	64655.24	4432	70588.95
2	Andhra Bank	846	135132.55	18	42563.82	864	177696.37	79410	581234.87	79658	593657.37	80256	716367.42	80522	771353.74
3	Bank Of Baroda	0	0.00	50	16673.79	50	16673.79	3411	66260.50	3523	72606.34	3411	66260.50	3573	89280.13
4	Bank of India	76	13352.76	5	5833.93	81	19186.69	10931	159835.45	10952	170972.45	11007	173188.21	11033	190159.14
5	Bank of Maharashtra	876	29138.00	0	0.00	876	29138.00	2464	46508.00	4010	57778.00	3340	75646.00	4886	86916.00
6	Canara Bank	271	52046.00	31	18942.71	302	70988.71	33564	179043.00	33616	191090.06	33835	231089.00	33918	262078.77
7	Central Bank of India	46	8663.00	0	0.00	46	8663.00	10829	55088.00	10829	55088.00	10875	63751.00	10875	63751.00
8	Corporation Bank	61	11672.78	0	0.00	61	11672.78	14862	60782.93	14862	60782.93	14923	72455.71	14923	72455.71
9	Dena Bank	2	836.21	0	0.00	2	836.21	2160	21410.91	2160	21410.91	2162	22247.12	2162	22247.12
10	IDBI Bank	34	10208.26	3	710.12	37	10918.38	11569	81587.99	11609	81993.65	11603	91796.25	11646	92912.03
11	Indian Bank	89	51746.00	153	310789.00	242	362535.00	27820	29998.00	27901	77659.00	27909	81744.00	28143	440194.00
12	Indian Overseas Bank	53	12912.62	0	0.00	53	12912.62	17196	92733.04	17226	113810.01	17249	105645.66	17279	126722.63
13	Oriental Bank of Commerce	86	3573.31	0	0.00	86	3573.31	3178	33924.09	3178	33924.09	3264	37497.40	3264	37497.40
14	Punjab National Bank	98	17241.00	5	22498.00	103	39739.00	9007	97617.00	9010	104819.00	9105	114858.00	9113	144558.00
15	Punjab & Sind Bank	0	0.00	2	49.40	2	49.40	245	3320.27	245	3320.27	245	3320.27	247	3369.67
16	Syndicate Bank	1235	23073.28	2062	4311.64	3297	27384.92	23251	109067.14	23702	126659.76	24486	132140.42	26999	154044.68
17	UCO Bank	504	26040.76	185	13395.85	689	39436.61	9632	126754.48	9795	134697.12	10136	152795.24	10484	174133.73
18	Union Bank Of India	12	3389.88	78	46937.74	90	50327.62	15571	86621.07	15571	86621.07	15583	90010.95	15661	136948.69
19	United Bank of India	7	1042.65	1	1643.17	8	2685.82	1251	9842.88	1251	9842.88	1258	10885.53	1259	12528.70
20	Vijaya Bank	44	6164.07	0	0.00	44	6164.07	7196	44094.02	7196	44094.02	7240	50258.09	7240	50258.09
21	State Bank of India	115428	319608.00	9231	1470789.00	124659	1790397.00	465265	807258.00	1280298	3751644.00	580693	1126866.00	1404957	5542041.00
	PUBLIC SECTOR BANKS TOTAL	119791	749830.54	11866	1961071.88	131657	2710902.42	753179	2733647.47	1570959	5833136.76	872970	3483478.01	1702616	8544039.18
22	Axis Bank	2141	106624.34	0	0.00	2141	106624.34	4768	66696.98	4826	120213.19	6909	173321.31	6967	226837.52
23	Bhandhan Bank	1	5	0	0	1	5.07	90	369.94	90	369.94	91	375.01	91	375.01
24	Catholic Syrian Bank	0	0.00	2	4500.00	2	4500.00	24	165.14	25	965.14	24	165.14	27	5465.14
25	City Union Bank	21	3978.63	16	3872.03	37	7850.66	670	37299.16	691	43083.99	691	41277.79	728	50934.65
26	Development Credit Bank	9	1520.20	10	355.89	19	1876.09	907	19002.36	958	20273.71	916	20522.56	977	22149.79
27	Dhanalaxmi Bank	0	0.00	0	0.00	0	0.00	65	2655.38	65	2655.38	65	2655.38	65	2655.38
28	Federal Bank	8	600.00	0	0.00	8	600.00	159	8131.00	163	9553.00	167	8731.00	171	10153.00
29	HDFC Bank	1771	38524.63	7	1038.24	1778	39562.87	38267	346192.49	38267	346192.49	40038	384717.12	40045	385755.36
30	ICI Bank	447	15474.18	30	2799.00	477	18273.18	12239	201182.69	14091	202572.32	12686	216656.87	14568	220845.50
31	Indusind Bank	14	5632.28	158	22612.85	172	28245.13	27613	89681.77	27614	89695.37	27627	95314.05	27786	117940.49
32	Jammu & Kashmir Bank	0	0.00	0	0.00	0	0.00	133	522.97	133	522.97	133	522.97	133	522.97
33	Karnataka Bank	26	4798.42	0	0.00	26	4798.42	1081	29303.91	1087	33921.55	1107	34102.33	1113	38719.97
34	Karur Vysya Bank	99	9974.00	0	0.00	99	9974.00	3025	65928.00	3373	104478.00	3124	75902.00	3472	114452.00
35	KBSLAB	0	0.00	0	0.00	0	0.00	8192	3093.46	8192	3093.46	8192	3093.46	8192	3093.46
36	Laxmi Vilas Bank	8	346.28	0	0.00	8	346.28	1380	33677.68	1380	33677.68	1388	34023.96	1388	34023.96
37	Ratnakar Bank	40	1281.59	0	0.00	40	1281.59	3262	66174.17	3263	67284.88	3302	67455.76	3303	68566.47
38	South Indian Bank	60	2018.75	0	0.00	60	2018.75	640	33739.10	640	33739.10	700	35757.85	700	35757.85
39	Kotak Mahindra Bank	490	12800.61	0	0.00	490	12800.61	5112	130199.97	5112	130199.97	5602	143000.59	5602	143000.59
40	Yes Bank	519	17669.00	0	0.00	519	17669.00	1911	74043.00	1918	77621.00	2430	91712.00	2437	95290.00
41	Tamilnadu Mer. Bank	3	2413.16	0	0.00	3	2413.16	275	7622.90	276	7624.89	278	10036.06	279	10038.05
	PRIVATE SECTOR BANKS TOTAL	5657	223661.14	223	35178.01	5880	258839.15	109813	1215682.08	112164	1327738.02	115470	1439343.21	118044	1586577.17
	COMMERCIAL BANKS TOTAL	125448	973491.68	12089	1996249.89	137537	2969741.57	862992	3949329.55	1683123	7160874.78	988440	4922821.22	1820660	10130616.35
42	TS Co-op Apex Bank	0	0.00	0	0.00	0	0.00	8491	4623.89	9008	4871.93	8491	4623.89	9008	4871.93
43	A P Mahesh Co-op Bank	44	4150.00	29	3350.00	73	7500.00	9165	44409.30	9165	44409.30	9209	48559.30	9238	51909.30
	Co-OPERATIVE BANKS TOTAL	44	4150.00	29	3350.00	73	7500.00	17656	49033.19	18173	49281.23	17700	53183.19	18246	56781.23
44	APGVB	0	0.00	0	0.00	0	0.00	62588	74229.86	62588	74229.86	62588	74229.86	62588	74229.86
45	Telangana Grameena Bank	0	0.00	0	0.00	0	0.00	45127	44478.96	45127	44478.96	45127	44478.96	45127	44478.96
	REGIONAL RURAL BANKS TOTAL	0	0.00	0	0.00	0	0.00	107715	118708.82	107715	118708.82	107715	118708.82	107715	118708.82
46	APSFC	78	15664.96	0	0.00	78	15664.96	1913	103827.33	1913	103827.33	1991	119492.29	1991	119492.29
	OTHERS TOTAL	78	15664.96	0	0.00	78	15664.96	1913	103827.33	1913	103827.33	1991	119492.29	1991	119492.29
	GRAND TOTAL	125570	993306.64	12118	1999599.89	137688	2992906.53	990276	4220898.89	1810924	7432692.16	1115846	5214205.53	1948612	10425598.69

SLBC TELANAGANA

BANK-WISE HOUSING LOANS AS ON 31/12/2017

(Rs. In lac)


CONVENOR :



ANNEXURE 12

Sl.No	Name of the Bank	PRIORITY SECTOR ADVANCES				NON-PRIORITY SECTOR ADVANCES				TOTAL HOUSING LOANS (Priority + Non-priority)			
		Outstanding		Disbursement		Outstanding		Disbursement		Outstanding		Disbursement	
		No. of A/c	Amount	No. of A/c	Amount	No. of A/c	Amount	No. of A/c	Amount	No. of A/c	Amount	No. of A/c	Amount
1	Allahabad Bank	2166	22674.52	320	4829.74	221	5126.47	24	376.41	2387	27800.99	344	5206.15
2	Andhra Bank	31195	223594.92	4103	37359.36	5552	176549.92	1757	45780.15	36747	400144.84	5860	83139.51
3	Bank Of Baroda	4933	34631.17	1250	246.00	1209	52607.43	45	5980.00	6142	87238.60	1295	6226.00
4	Bank of India	4085	38931.85	1272	28661.00	0	0.00	0	0.00	4085	38931.85	1272	28661.00
5	Bank of Maharashtra	2275	9741.00	43	860.00	58	2315.00	22	54.00	2333	12056.00	65	914.00
6	Canara Bank	4456	31045.00	1825	16367.52	2473	56411.83	334	6007.38	6929	87456.83	2159	22374.90
7	Central Bank of India	4090	30684.00	375	12995.00	205	15431.00	15	1125.00	4295	46115.00	390	14120.00
8	Corporation Bank	3662	31843.78	598	2852.90	1030	27929.34	290	6323.93	4692	59773.12	888	9176.83
9	Dena Bank	711	5415.68	30	481.15	93	1220.55	8	210.10	804	6636.23	38	691.25
10	IDBI Bank	7428	67219.17	1273	14091.51	2366	72112.13	492	17952.00	9794	139331.30	1765	32043.51
11	Indian Bank	3337	30599.00	147	8789.00	1485	39026.63	312	11658.00	4822	69625.63	459	20447.00
12	Indian Overseas Bank	4397	45682.60	453	5925.00	168	14768.77	8	250.40	4565	60451.37	461	6175.40
13	Oriental Bank of Commerce	2025	15338.87	90	1308.90	26	521.85	5	105.84	2051	15860.72	95	1414.74
14	Punjab National Bank	2718	21709.00	340	3721.00	1640	55869.00	550	17369.00	4358	77578.00	890	21090.00
15	Punjab & Sind Bank	238	3278.91	29	475.18	92	6813.46	14	377.86	330	10092.37	43	853.04
16	Syndicate Bank	6152	38972.58	1065	7470.25	725	19611.92	209	3159.10	6877	58584.50	1274	10629.35
17	UCO Bank	2422	21906.81	183	1484.59	225	20997.06	18	450.00	2647	42903.87	201	1934.59
18	Union Bank Of India	5499	50081.55	489	22951.38	2007	66934.23	700	9763.16	7506	117015.78	1189	32714.54
19	United Bank of India	1012	13050.66	175	2635.18	329	9095.81	87	1251.05	1341	22146.47	262	3886.23
20	Vijaya Bank	3319	24481.00	558	12637.35	1221	60322.94	143	5947.00	4540	84803.94	701	18584.35
21	State Bank of India	91575	861026.00	9746	74476.00	300817	1275296.00	13705	84948.00	392392	2136322.00	23451	159424.00
	PUBLIC SECTOR BANKS TOTAL	187695	1621908.07	24364	260618.01	321942	1978961.34	18738	219088.38	509637	3600869.41	43102	479706.39
22	Axis Bank	10130	67707.26	5219	12016.19	1627	59539.08	0	0.00	11757	127246.33	5219	12016.19
23	Bhandhan Bank	0	0	0	0	0	0.00	0	0.00	0	0.00	0	0.00
24	Catholic Syrian Bank	29	166.78	4	58.25	9	58.43	0	0.00	38	225.21	4	58.25
25	City Union Bank	317	2938.72	74	808.69	153	3510.99	43	1074.27	470	6449.71	117	1882.96
26	Development Credit Bank	418	3587.50	115	1314.87	440	13529.54	3	38.96	858	17117.04	118	1353.83
27	Dhanalaxmi Bank	202	2262.71	24	311.99	38	1069.23	4	138.90	240	3331.94	28	450.89
28	Federal Bank	1080	10608.00	27	350.00	408	13170.00	74	3840.00	1488	23778.00	101	4190.00
29	HDFC Bank	18716	124777.29	3823	6431.34	7613	172968.53	0	0.00	26329	297745.82	3823	6431.34
30	ICICI Bank	11054	94775.60	566	10952.33	20840	603113.32	4063	182100.18	31894	697888.92	4629	193052.51
31	Indusind Bank	105	1068.92	0	0.00	0	0.00	0	0.00	105	1068.92	0	0.00
32	Jammu & Kashmir Bank	50	710.35	5	124.54	23	244.40	3	118.95	73	954.75	8	243.49
33	Karnataka Bank	857	9686.04	118	2102.99	508	14910.15	149	5562.79	1365	24596.19	267	7665.78
34	Karur Vysya Bank	960	8678.00	10	123.00	601	18366.00	0	0.00	1561	27044.00	10	123.00
35	KBSLAB	132	144.91	49	108.40	10	159.25	0	0.00	142	304.17	49	108.40
36	Laxmi Vilas Bank	120	1208.35	25	384.29	168	2495.57	36	609.86	288	3703.92	61	994.15
37	Ratnakar Bank	32	213.92	0	0.00	31	504.39	2	257.02	63	718.31	2	257.02
38	South Indian Bank	464	5922.33	25	273.17	118	4937.00	12	227.71	582	10859.33	37	500.88
39	Kotak Mahindra Bank	2624	12653.60	543	994.07	0	0.00	0	0.00	2624	12653.60	543	994.07
40	Yes Bank	856	4331.00	662	3079.00	182	5927.00	90	2761.00	1038	10258.00	752	5840.00
41	Tamilnadu Mer. Bank	80	716.53	13	111.54	19	477.36	6	93.35	99	1193.89	19	204.89
	PRIVATE SECTOR BANKS TOTAL	48226	352157.81	11302	39544.66	32788	914980.24	4485	196823.00	81014	1267138.05	15787	236367.66
	COMMERCIAL BANKS TOTAL	235921	1974065.88	35666	300162.67	354730	2893941.58	23223	415911.38	590651	4868007.46	58889	716074.05
42	TS Co-op Bank Ltd	792	5100.05	326	1828.49	124	260.38	8	36.97	916	5360.43	334	1865.46
43	A P Mahesh Co-op Bank	961	9989.84	111	2324.05	127	3086.32	12	70.00	1088	13076.16	123	2394.05
	Co-OPERATIVE BANKS TOTAL	1753	15089.89	437	4152.54	251	3346.70	20	106.97	2004	18436.59	457	4259.51
44	APGVB	7991	73220.46	3189	25265.98	678	19814.89	165	4856.92	8669	93035.35	3354	30122.90
45	Telangana Grameena Bank	6703	43734.29	1309	5646.08	0	0.00	0	0.00	6703	43734.29	1309	5646.08
	REGIONAL RURAL BANKS TOTAL	14694	116954.75	4498	30912.06	678	19814.89	165	4856.92	15372	136769.64	4663	35768.98
46	APSFC	0	0.00	0	0.00	0	0.00	0	0.00	0	0.00	0	0.00
	OTHERS TOTAL	0	0.00	0	0.00	0	0.00	0	0.00	0	0.00	0	0.00
	GRAND TOTAL	252368	2106110.52	40601	335227.27	355659	2917103.17	23408	420875.27	608027	5023213.69	64009	756102.54

SLBC TELANAGANA
BANK-WISE EDUCATION LOANS AS ON 31/12/2017

CONVENOR : 
ANNEXURE 13
(Rs. In lac)

Sl.No	Name of the Bank	PRIORITY SECTOR ADVANCES				NON-PRIORITY SECTOR ADVANCES				TOTAL EDUCATION LOANS (Priority + Non-priority)			
		Outstanding		Disbursement		Outstanding		Disbursement		Outstanding		Disbursement	
		No. of a/c	Amount	No. of a/c	Amount	No. of a/c	Amount	No. of a/c	Amount	No. of a/c	Amount	No. of a/c	Amount
1	Allahabad Bank	950	2566.18	87	473.96	302	3084.14	7	67.36	1252	5650.32	94	541.32
2	Andhra Bank	9775	49360.70	2322	5998.24	2688	46361.34	994	6222.29	12463	95722.04	3316	12220.53
3	Bank Of Baroda	1203	8977.63	194	2598.00	0	0.00	0	0.00	1203	8977.63	194	2598.00
4	Bank of India	1259	6662.39	152	492.00	0	0.00	0	0.00	1259	6662.39	152	492.00
5	Bank of Maharashtra	509	3484.00	12	12.00	45	895.00	15	301.00	554	4379.00	27	313.00
6	Canara Bank	3540	19071.00	1984	4776.17	794	5752.98	170	1393.62	4334	24823.98	2154	6169.79
7	Central Bank of India	1455	4343.00	196	775.00	70	6199.00	12	756.00	1525	10542.00	208	1531.00
8	Corporation Bank	1217	5649.77	405	701.55	50	621.00	22	146.47	1267	6270.77	427	848.02
9	Dena Bank	245	1940.96	13	136.21	126	1762.12	21	190.12	371	3703.08	34	326.33
10	IDBI Bank	1403	9390.34	203	785.54	6	77.72	0	0.00	1409	9468.06	203	785.54
11	Indian Bank	861	5383.16	81	1912.00	317	3645.40	23	487.00	1178	9028.56	104	2399.00
12	Indian Overseas Bank	1550	8023.85	80	405.43	0	0.00	0	0.00	1550	8023.85	80	405.43
13	Oriental Bank of Commerce	1127	4837.43	47	617.21	1	16.32	0	0.00	1128	4853.75	47	617.21
14	Punjab National Bank	1423	8244.00	557	2873.00	13	2165.00	1	10.00	1436	10409.00	558	2883.00
15	Punjab & Sind Bank	35	234.84	11	76.40	1	6.67	0	0.00	36	241.51	11	76.40
16	Syndicate Bank	3988	18951.31	566	2624.74	47	157.94	21	33.45	4035	19109.25	587	2658.19
17	UCO Bank	1050	2978.33	70	241.83	52	610.44	16	152.00	1102	3588.77	86	393.83
18	Union Bank Of India	1479	8053.74	273	535.89	407	5574.80	171	1096.71	1886	13628.54	444	1632.60
19	United Bank of India	114	677.65	19	87.18	139	1371.27	7	122.85	253	2048.92	26	210.03
20	Vijaya Bank	1705	8457.00	189	647.49	45	686.06	2	9.12	1750	9143.06	191	656.61
21	State Bank of India	24542	117330.00	3892	5657.00	6510	38335.00	262	885.00	31052	155665.00	4154	6542.00
	PUBLIC SECTOR BANKS TOTAL	59430	294617.28	11353	32426.84	11613	117322.20	1744	11872.99	71043	411939.48	13097	44299.83
22	Axis Bank	1284	4973.54	618	2741.75	12	231.45	0	0.00	1296	5204.99	618	2741.75
23	Bhandhan Bank	1	3.79	1	3.79	0	0.00	0	0.00	1	3.79	1	3.79
24	Catholic Syrian Bank	7	28.59	1	2.00	2	4.54	0	0.00	9	33.13	1	2.00
25	City Union Bank	43	284.95	10	18.45	24	322.91	9	66.22	67	607.86	19	84.67
26	Development Credit Bank	23	68.55	6	12.34	15	89.87	6	25.28	38	158.42	12	37.61
27	Dhanalaxmi Bank	16	93.16	1	1.33	5	53.25	0	0.00	21	146.41	1	1.33
28	Federal Bank	54	216.00	15	61.00	17	247.00	9	53.00	71	463.00	24	114.00
29	HDFC Bank	159	425.58	20	36.75	5	34.66	2	8.08	164	460.24	22	44.83
30	ICICI Bank	18	30.43	5	19.24	0	0.00	0	0.00	18	30.43	5	19.24
31	Indusind Bank	0	0.00	0	0.00	0	0.00	0	0.00	0	0.00	0	0.00
32	Jammu & Kashmir Bank	11	70.58	2	4.37	0	0.00	0	0.00	11	70.58	2	4.37
33	Karnataka Bank	79	439.51	6	27.22	120	1032.66	11	241.50	199	1472.17	17	268.72
34	Karur Vysya Bank	243	1516.00	7	92.00	133	1922.00	0	0.00	376	3438.00	7	92.00
35	KBSLAB	0	0.00	0	0.00	0	0.00	0	0.00	0	0.00	0	0.00
36	Laxmi Vilas Bank	21	132.90	2	2.09	19	130.55	8	39.18	40	263.45	10	41.27
37	Ratnakar Bank	0	0.00	0	0.00	0	0.00	0	0.00	0	0.00	0	0.00
38	South Indian Bank	45	303.11	5	15.37	20	115.20	0	0.00	65	418.31	5	15.37
39	Kotak Mahindra Bank	13	30.24	0	0.00	0	0.00	0	0.00	13	30.24	0	0.00
40	Yes Bank	0	0.00	0	0.00	0	0.00	0	0.00	0	0.00	0	0.00
41	Tamilnadu Mer. Bank	10	69.85	2	2.87	11	94.22	5	17.37	21	164.07	7	20.24
	PRIVATE SECTOR BANKS TOTAL	2027	8686.78	701	3040.56	383	4278.31	50	450.62	2410	12965.09	751	3491.19
	COMMERCIAL BANKS TOTAL	61457	303304.06	12054	35467.40	11996	121600.51	1794	12323.62	73453	424904.57	13848	47791.02
42	TS Co-op Bank Ltd	927	7669.90	261	1430.71	38	343.89	11	56.17	965	8013.79	272	1486.88
43	A P Mahesh Co-op Bank	86	868.14	30	140.96	0	0.00	0	0.00	86	868.14	30	140.96
	Co-OPERATIVE BANKS TOTAL	1013	8538.04	291	1571.67	38	343.89	11	56.17	1051	8881.93	302	1627.84
44	APGVB	1803	6064.99	498	599.94	0	0.00	0	0.00	1803	6064.99	498	599.94
45	Telangana Grameena Bank	800	2510.60	230	321.39	0	0.00	0	0.00	800	2510.60	230	321.39
	REGIONAL RURAL BANKS TOTAL	2603	8575.59	728	921.33	0	0.00	0	0.00	2603	8575.59	728	921.33
46	APSFC	0	0	0	0	0	0	0	0	0	0.00	0	0.00
	OTHERS TOTAL	0	0.00	0	0.00	0	0.00	0	0.00	0	0.00	0	0.00
	GRAND TOTAL	65073	320417.69	13073	37960.40	12034	121944.40	1805	12379.79	77107	442362.09	14878	50340.19

BANK-WISE TARGETS ALLOCATED FOR THE YEAR 2017-18 - EDUCATION LOANS (PRIORITY SECTOR) POSITION AS AT THE END OF 31/12/17

(Rs. In lac)

Sl.No	Name of the Bank	Targets for 2017-18		Outstandings		Disbursement		Overdue position			NPAs	
		No. of a/c	Amount	No. of a/c	Amount	No. of a/c	Amount	No. of a/c	Amount	Amount	No. of a/c	Amount
1	Allahabad Bank	317	1264.00	950	2566.18	87	473.96	212	936.31	145.67	64	153.83
2	Andhra Bank	6101	24389.00	9775	49360.70	2322	5998.24	2678	12905.66	2019.59	598	1115.09
3	Bank Of Baroda	612	2439.00	1203	8977.63	194	2598.00	465	2054.00	931.00	165	598.00
4	Bank of India	488	1945.00	1259	6662.39	152	492.00	73	159.04	159.04	73	159.04
5	Bank of Maharashtra	191	761.00	509	3484.00	12	12.00	56	465.00	156.00	45	309.00
6	Canara Bank	1435	5736.00	3540	19071.00	1984	4776.17	267	1757.39	1024.56	232	650.00
7	Central Bank of India	638	2543.00	1455	4343.00	196	775.00	352	2142.00	164.00	180	266.00
8	Corporation Bank	683	2721.00	1217	5649.77	405	701.55	379	1642.00	1290.00	352	912.00
9	Dena Bank	264	1050.00	245	1940.96	13	136.21	0	0.00	0.00	0	0.00
10	IDBI Bank	396	1570.00	1403	9390.34	203	785.54	0	0.00	0.00	20	65.01
11	Indian Bank	707	2813.00	861	5383.16	81	1912.00	26	32.00	18.00	26	14.23
12	Indian Overseas Bank	793	3165.00	1550	8023.85	80	405.43	375	1682.45	20.47	195	1045.24
13	Oriental Bank of Commerce	227	900.00	1127	4837.43	47	617.21	26	70.57	41.07	17	40.70
14	Punjab National Bank	510	2031.00	1423	8244.00	557	2873.00	158	250.00	0.00	87	185.00
15	Punjab & Sind Bank	36	145.00	35	234.84	11	76.40	1	6.42	6.42	1	6.42
16	Syndicate Bank	1630	6524.00	3988	18951.31	566	2624.74	206	793.65	34.18	371	867.70
17	UCO Bank	245	971.00	1050	2978.33	70	241.83	451	1597.63	115.26	375	1022.32
18	Union Bank Of India	720	2874.00	1479	8053.74	273	535.89	55	91.22	192.00	741	44.11
19	United Bank of India	63	246.00	114	677.65	19	87.18	0	0.00	0.00	0	0.00
20	Vijaya Bank	518	2060.00	1705	8457.00	189	647.49	398	623.84	287.71	325	336.13
21	State Bank of India	13326	53297.00	24542	117330.00	3892	5657.00	6082	27229.00	2369.00	1800	4228.00
	PUBLIC SECTOR BANKS TOTAL	29900	119444.00	59430	294617.28	11353	32426.84	12260	54438.18	8973.97	5667	12017.82
22	Axis Bank	573	2283.00	1284	4973.54	618	2741.75	258	959.30	27.14	11	41.90
23	Bhandhan Bank	0	0.00	1	3.79	1	3.79	0	0.00	0.00	0	0.00
24	Catholic Syrian Bank	6	24.00	7	28.59	1	2.00	0	0.00	0.00	2	2.82
25	City Union Bank	50	195.00	43	284.95	10	18.45	19	111.34	14.34	5	9.33
26	Development Credit Bank	59	235.00	23	68.55	6	12.34	6	22.57	1.84	2	6.24
27	Dhanalaxmi Bank	30	120.00	16	93.16	1	1.33	0	0.00	0.00	0	0.00
28	Federal Bank	88	348.00	54	216.00	15	61.00	9	25.00	25.00	4	5.00
29	HDFC Bank	1122	4481.00	159	425.58	20	36.75	0	0.00	0.00	0	0.00
30	ICICI Bank	679	2705.00	18	30.43	5	19.24	0	0.00	0.00	11	11.14
31	Indusind Bank	35	138.00	0	0.00	0	0.00	0	0.00	0.00	0	0.00
32	Jammu & Kashmir Bank	6	24.00	11	70.58	2	4.37	2	0.09	0.09	0	0.00
33	Karnataka Bank	86	342.00	79	439.51	6	27.22	3	11.61	11.61	3	11.61
34	Karur Vysya Bank	312	1236.00	243	1516.00	7	92.00	7	92.00	92.00	7	92.00
35	KBSLAB	132	528.00	0	0.00	0	0.00	0	0.00	0.00	0	0.00
36	Laxmi Vilas Bank	80	313.00	21	132.90	2	2.09	5	93.64	21.94	0	0.00
37	Ratnakar Bank	0	0.00	0	0.00	0	0.00	0	0.00	0.00	0	0.00
38	South Indian Bank	237	944.00	45	303.11	5	15.37	2	15.45	0.00	0	0.00
39	Kotak Mahindra Bank	435	1732.00	13	30.24	0	0.00	0	0.00	0.00	9	15.62
40	Yes Bank & Others	9	34.00	0	0.00	0	0.00	0	0.00	0.00	0	0.00
41	Tamilnadu Mer. Bank	19	74.00	10	69.85	2	2.87	0	0.00	0.00	0	0.00
	PRIVATE SECTOR BANKS TOTAL	3958	15756.00	2027	8686.78	701	3040.56	311	1331.00	193.96	54	195.67
	COMMERCIAL BANKS TOTAL	33858	135200.00	61457	303304.06	12054	35467.40	12571	55769.18	9167.93	5721	12213.49
42	TS Co-op Apex Bank	1325	5289.00	927	7669.90	261	1430.71	70	80.64	59.27	0	0.00
43	A P Mahesh Co-op Bank	355	1408.00	86	868.14	30	140.96	0	0.00	0.00	0	0.00
	Co-OPERATIVE BANKS TOTAL	1680	6697.00	1013	8538.04	291	1571.67	70	80.64	59.27	0	0.00
44	APGVB	3290	13156.00	1803	6064.99	498	599.94	472	738.59	497.58	282	377.79
45	Telangana Grameena Bank	2828	11303.00	800	2510.60	230	321.39	198	425.62	115.94	161	310.47
	REGIONAL RURAL BANKS TOTAL	6118	24459.00	2603	8575.59	728	921.33	670	1164.21	613.52	443	688.26
46	APSFC	6	22.00	0	0.00	0	0.00	0	0.00	0.00	0	0.00
	OTHERS TOTAL	6	22.00	0	0.00	0	0.00	0	0.00	0.00	0	0.00
	GRAND TOTAL	41662	166378.00	65073	320417.69	13073	37960.40	13311	57014.03	9840.72	6164	12901.75

All the Banks are requested to achieve the set targets as the Ministry of Finance, GOI has advised to review the achievements in the quarterly SLBC meetings

EXPORT CREDIT - BANK-WISE OUTSTANDING AS ON 31/12/17

(Rs. In lac)

Sl.No	Name of the Bank	Outstandings		Disbursement	
		No. of A/c.	Amount	No. of A/c.	Amount
1	Allahabad Bank	0	0.00	0	0.00
2	Andhra Bank	0	0.00	0	0.00
3	Bank Of Baroda	0	0.00	0	0.00
4	Bank of India	3	783.93	0	0.00
5	Bank of Maharashtra	0	0.00	0	0.00
6	Canara Bank	0	0.00	0	0.00
7	Central Bank of India	0	0.00	0	0.00
8	Corporation Bank	0	0.00	0	0.00
9	Dena Bank	0	0.00	0	0.00
10	IDBI Bank	0	0.00	0	0.00
11	Indian Bank	0	0.00	0	0.00
12	Indian Overseas Bank	0	0.00	0	0.00
13	Oriental Bank of Commerce	0	0.00	0	0.00
14	Punjab National Bank	8	962.00	2	122.00
15	Punjab & Sind Bank	0	0.00	0	0.00
16	Syndicate Bank	7	87.85	3	23.90
17	UCO Bank	0	0.00	0	0.00
18	Union Bank Of India	0	0.00	0	0.00
19	United Bank of India	0	0.00	0	0.00
20	Vijaya Bank	0	0.00	0	0.00
21	State Bank of India	152	10449.00	5	615.00
	PUBLIC SECTOR BANKS TOTAL	170	12282.78	10	760.90
22	Axis Bank	0	0.00	0	0.00
23	Bhandhan Bank	0	0.00	0	0.00
24	Catholic Syrian Bank	0	0.00	0	0.00
25	City Union Bank	0	0.00	0	0.00
26	Development Credit Bank	0	0.00	0	0.00
27	Dhanalaxmi Bank	0	0.00	0	0.00
28	Federal Bank	0	0.00	0	0.00
29	HDFC Bank	0	0.00	0	0.00
30	ICICI Bank	4	1023.89	5	2948.70
31	Indusind Bank	0	0.00	0	0.00
32	Jammu & Kashmir Bank	0	0.00	0	0.00
33	Karnataka Bank	0	0.00	0	0.00
34	Karur Vysya Bank	0	0.00	0	0.00
35	KBSLAB	0	0.00	0	0.00
36	Laxmi Vilas Bank	0	0.00	0	0.00
37	Ratnakar Bank	0	0.00	0	0.00
38	South Indian Bank	0	0.00	0	0.00
39	Kotak Mahindra Bank	4	870.22	3	95.49
40	Yes Bank	0	0.00	0	0.00
41	Tamilnadu Mer. Bank	0	0.00	0	0.00
	PRIVATE SECTOR BANKS TOTAL	8	1894.11	8	3044.19
	COMMERCIAL BANKS TOTAL	178	14176.89	18	3805.09
42	TS Co-op Apex Bank	0	0.00	0	0.00
43	A P Mahesh Co-op Bank	0	0.00	0	0.00
	Co-OPERATIVE BANKS TOTAL	0	0.00	0	0.00
44	APGVB	0	0.00	0	0.00
45	Telangana Grameena Bank	0	0.00	0	0.00
	REGIONAL RURAL BANKS TOTAL	0	0.00	0	0.00
46	APSFC	0	0.00	0	0.00
	OTHERS TOTAL	0	0.00	0	0.00
	GRAND TOTAL	178	14176.89	18	3805.09

BANK-WISE ADVANCES TO MINORITIES AS ON 31/12/2017

Sl.No	Name of the Bank	Outstanding		Disbursement		Overdue			NPAs	
		No. of a/c	Amount	No. of a/c	Amount	No. of a/c	Total Balance in overdue	Actual overdue amount	No. of a/c	Amount
1	Allahabad Bank	1213	1687.82	175	401.36	125	156.74	136.00	31	65.36
2	Andhra Bank	63101	128321.95	39088	59252.76	26782	49352.34	13399.33	3831	23931.84
3	Bank Of Baroda	2561	5699.12	1241	421.00	0	0.00	0.00	0	0.00
4	Bank of India	952	3655.12	35	35.26	132	377.55	377.55	132	377.55
5	Bank of Maharashtra	1054	3517.00	4	5.00	0	0.00	0.00	0	0.00
6	Canara Bank	26913	40409.37	3165	4526.26	3816	6586.96	5246.32	1896	2654.23
7	Central Bank of India	5736	10837.00	0	0.00	0	0.00	0.00	0	0.00
8	Corporation Bank	3025	12068.69	0	0.00	0	0.00	0.00	0	0.00
9	Dena Bank	520	2345.16	10	24.12	0	0.00	0.00	0	0.00
10	IDBI Bank	1755	8419.26	673	2099.87	0	0.00	0.00	87	628.63
11	Indian Bank	1584	1921.00	79	352.00	18	13.00	5.00	3	4.21
12	Indian Overseas Bank	8140	6671.05	105	124.50	1572	674.26	105.74	859	345.29
13	Oriental Bank of Commerce	734	2499.04	17	58.15	0	0.00	0.00	0	0.00
14	Punjab National Bank	2710	24453.00	1250	8680.00	488	3668.00	0.00	298	1956.00
15	Punjab & Sind Bank	0	0.00	0	0.00	0	0.00	0.00	0	0.00
16	Syndicate Bank	8070	14335.72	1194	1930.41	143	173.34	7.97	140	545.36
17	UCO Bank	5365	9999.55	327	449.81	2018	2135.46	695.32	1325	1518.32
18	Union Bank Of India	5393	9986.73	353	698.00	2587	5574.93	194.35	1894	2635.92
19	United Bank of India	45	28.84	11	17.20	0	0.00	0.00	0	0.00
20	Vijaya Bank	3457	6545.88	1542	1764.00	1091	2016.80	768.66	780	1248.14
21	State Bank of India	665235	597284.00	8610	29715.00	116620	137319.00	105350.00	64825	73908.00
	PUBLIC SECTOR BANKS TOTAL	807563	890685.30	57879	110554.70	155392	208048.38	126286.24	76101	109818.85
22	Axis Bank	1575	8937.35	275	1698.40	0	0.00	0.00	0	0.00
23	Bhandhan Bank	12	42	0	0	0	0	0	0	0
24	Catholic Syrian Bank	0	0.00	0	0.00	0	0.00	0.00	0	0.00
25	City Union Bank	653	639.91	627	1013.15	158	403.41	86.56	5	4.10
26	Development Credit Bank	255	2093.00	52	223.46	72	850.47	45.08	8	25.12
27	Dhanalaxmi Bank	152	350.00	12	34.00	0	0.00	0.00	0	0.00
28	Federal Bank	389	3467.00	195	1068.00	57	40.00	587.00	13	0.00
29	HDFC Bank	8739	17984.21	3063	5328.76	0	0.00	0.00	0	0.00
30	ICI Bank	4999	16231.33	2705	5777.94	0	0.00	0.00	270	727.71
31	Indusind Bank	7051	6563.54	2404	2549.26	0	0.00	0.00	0	0.00
32	Jammu & Kashmir Bank	59	382.85	6	40.00	7	61.55	61.55	7	61.55
33	Karnataka Bank	272	684.41	133	302.72	11	39.15	39.15	11	39.15
34	Karur Vysya Bank	0	0.00	0	0.00	0	0.00	0.00	0	0.00
35	KBSLAB	0	0.00	0	0.00	0	0.00	0.00	0	0.00
36	Laxmi Vilas Bank	881	10254.02	541	2134.33	283	620.56	27.56	56	6119.70
37	Ratnakar Bank	134	460.13	58	203.59	0	0.00	0.00	0	0.00
38	South Indian Bank	1041	1243.70	487	732.27	30	10.25	0.00	23	5.60
39	Kotak Mahindra Bank	780	5001.40	243	3760.02	0	0.00	0.00	16	24.61
40	Yes Bank	0	0.00	0	0.00	0	0.00	0.00	0	0.00
41	Tamilnadu Mer. Bank	278	578.73	233	569.98	17	3.33	3.33	17	3.33
	PRIVATE SECTOR BANKS TOTAL	27270	74913.14	11034	25435.88	635	2028.72	850.23	426	7010.87
	COMMERCIAL BANKS TOTAL	834833	965598.44	68913	135990.58	156027	210077.10	127136.47	76527	116829.72
42	TS Co-op Apex Bank	53768	27938.06	36502	15352.43	2401	375.48	375.48	2375	349.66
43	A P Mahesh Co-op Bank	2459	3260.10	77	309.00	25	350.00	245.00	13	215.50
	Co-OPERATIVE BANKS TOTAL	56227	31198.16	36579	15661.43	2426	725.48	620.48	2388	565.16
44	APGVB	52317	55639.13	41263	32973.14	22561	16894.61	3457.64	1908	1156.44
45	Telangana Grameena Bank	67285	61040.62	33888	30832.33	0	0.00	0.00	0	0.00
	REGIONAL RURAL BANKS TOTAL	119602	116679.75	75151	63805.47	22561	16894.61	3457.64	1908	1156.44
46	APSFC	0	0.00	0	0.00	0	0.00	0.00	0	0.00
	OTHERS TOTAL	0	0.00	0	0.00	0	0.00	0.00	0	0.00
	GRAND TOTAL	1010662	1113476.35	180643	215457.48	181014	227697.19	131214.59	80823	118551.32

BANK-WISE ADVANCES TO WEAKER SECTIONS AS ON 31/12/17

(Rs. In lac)

Sl.No	Name of the Bank	Outstanding		Disbursement		Overdue			NPAs	
		No. of a/c	Amount	No. of a/c	Amount	No. of a/c	Total Balance in overdue accounts	Actual overdue amount	No. of a/c	Amount
1	Allahabad Bank	4247	4027.84	200	469.75	475	386.47	142.00	64	102.36
2	Andhra Bank	655329	561130.20	490880	346183.42	310266	249039.21	69707.12	23248	13335.08
3	Bank Of Baroda	20276	5819.00	3154	484.00	0	0.00	0.00	0	0.00
4	Bank of India	13349	16672.66	66	76.35	1283	2223.01	2223.01	1283	2223.01
5	Bank of Maharashtra	11992	9835.00	8	15.00	0	0.00	0.00	0	0.00
6	Canara Bank	139676	142931.71	8869	11789.26	19413	24162.21	19532.12	9261	9256.36
7	Central Bank of India	0	0.00	0	0.00	0	0.00	0.00	0	0.00
8	Corporation Bank	41719	83498.69	29158	46778.22	0	0.00	0.00	0	0.00
9	Dena Bank	3882	3330.56	21	30.00	0	0.00	0.00	0	0.00
10	IDBI Bank	15202	36174.06	7449	14651.31	0	0.00	0.00	471	2597.61
11	Indian Bank	39541	42258.00	3241	2354.00	342	485.00	218.00	121	72.00
12	Indian Overseas Bank	31437	27082.88	2561	1954.45	8536	894.25	145.38	5627	8573.62
13	Oriental Bank of Commerce	2053	5399.29	86	163.77	4	1.80	0.17	0	0.00
14	Punjab National Bank	40091	35601.00	27389	20892.00	18006	14240.00	0.00	1205	2848.00
15	Punjab & Sind Bank	0	0.00	0	0.00	0	0.00	0.00	0	0.00
16	Syndicate Bank	13266	19482.81	280	749.22	754	915.66	31.23	656	797.02
17	UCO Bank	4954	4498.07	471	709.09	1546	1534.25	715.46	1045	1052.36
18	Union Bank Of India	101757	95514.00	33855	12681.66	19132	10079.59	3103.60	13319	4352.73
19	United Bank of India	68	443.30	37	42.30	0	0.00	0.00	0	0.00
20	Vijaya Bank	46871	45517.00	8619	11429.00	0	0.00	0.00	0	0.00
21	State Bank of India	1018526	1198421.00	50433	81397.00	169178	181496.00	48515.00	139009	96617.00
	PUBLIC SECTOR BANKS TOTAL	2204236	2337637.07	666777	552849.80	548935	485457.45	144333.09	195309	141827.15
22	Axis Bank	0	0.00	0	0.00	0	0.00	0.00	0	0.00
23	Bhandhan Bank	2	7.85	0	0.00	0	0.00	0.00	0	0.00
24	Catholic Syrian Bank	0	0.00	0	0.00	0	0.00	0.00	0	0.00
25	City Union Bank	8678	5655.61	6994	4592.71	1947	1264.24	1231.82	3	1.88
26	Development Credit Bank	3755	9156.17	2712	4996.80	980	2538.58	221.02	85	175.69
27	Dhanalaxmi Bank	0	0.00	0	0.00	1	0.00	0.00	0	0.00
28	Federal Bank	2056	3851.00	1602	2251.00	99	413.00	416.00	8	37.00
29	HDFC Bank	43915	132861.49	22327	93052.19	0	0.00	0.00	0	0.00
30	ICICI Bank	60449	149199.85	39238	58096.24	0	0.00	0.00	489	13053.58
31	Indusind Bank	44300	42154.18	17781	23181.24	0	0.00	0.00	2569	440.62
32	Jammu & Kashmir Bank	0	0.00	0	0.00	0	0.00	0.00	0	0.00
33	Karnataka Bank	0	0.00	0	0.00	0	0.00	0.00	0	0.00
34	Karur Vysya Bank	0	0.00	0	0.00	0	0.00	0.00	0	0.00
35	KBSLAB	0	0.00	0	0.00	0	0.00	0.00	0	0.00
36	Laxmi Vilas Bank	0	0.00	0	0.00	0	0.00	0.00	0	0.00
37	Ratnakar Bank	799	2128.58	338	1048.32	0	0.00	0.00	0	0.00
38	South Indian Bank	608	423.30	101	174.12	25	61.36	0.00	19	55.37
39	Kotak Mahindra Bank	11470	25266.40	3591	9921.03	0	0.00	0.00	2465	688.19
40	Yes Bank	1658	89338.00	342	14105.00	0	0.00	0.00	0	0.00
41	Tamilnadu Mer. Bank	2152	1612.45	1892	1393.36	0	0.00	0.00	0	0.00
	PRIVATE SECTOR BANKS TOTAL	179842	461654.89	96918	212812.01	3052	4277.19	1868.84	5638	14452.33
	COMMERCIAL BANKS TOTAL	2384078	2799291.95	763695	765661.81	551987	489734.64	146201.93	200947	156279.48
42	TS Co-op Apex Bank	311993	123211.66	249284	96665.08	16711	7558.58	2389.62	10407	897.86
43	A P Mahesh Co-op Bank	3367	3246.00	96	412.00	60	900.00	730.00	27	530.00
	Co-OPERATIVE BANKS TOTAL	315360	126457.66	249380	97077.08	16771	8458.58	3119.62	10434	1427.86
44	APGVB	654967	696601.70	516892	411546.48	286314	205647.49	42816.57	23451	14235.16
45	Telangana Grameena Bank	364250	327098.30	178175	163921.15	0	0.00	0.00	0	0.00
	REGIONAL RURAL BANKS TOTAL	1019217	1023700.00	695067	575467.63	286314	205647.49	42816.57	23451	14235.16
46	APSFC	0	0.00	0	0.00	0	0.00	0.00	0	0.00
	OTHERS TOTAL	0	0.00	0	0.00	0	0.00	0.00	0	0.00
	GRAND TOTAL	3718655	3949449.62	1708142	1438206.52	855072	703840.71	192138.12	234832	171942.50

BANK-WISE ADVANCES TO SC/STs AS ON 31/12/2017

(Rs. In lac)

Sl.No	Name of the Bank	Outstanding		Disbursement		Overdue			NPAs	
		No. of a/c	Amount	No. of a/c	Amount	No. of a/c	Total Balance in overdue accounts	Actual overdue amount	No. of a/c	Amount
1	Allahabad Bank	1882	1864.20	179	358.00	207	225.69	176.00	41	38.97
2	Andhra Bank	107050	97630.55	83484	57895.63	47359	40770.52	11091.81	5124	3409.71
3	Bank Of Baroda	38861	4215.20	1500	452.50	0	0.00	0.00	0	0.00
4	Bank of India	3033	4172.05	42	20.36	255	473.21	473.21	255	473.21
5	Bank of Maharashtra	2745	2992.00	24	37.00	0	0.00	0.00	0	0.00
6	Canara Bank	29218	29967.49	6421	6912.62	4172	4826.32	3726.26	1934	1900.22
7	Central Bank of India	17585	15448.00	0	0.00	0	0.00	0.00	0	0.00
8	Corporation Bank	4895	11465.05	0	0.00	0	0.00	0.00	0	0.00
9	Dena Bank	1051	1561.48	12	37.45	0	0.00	0.00	0	0.00
10	IDBI Bank	2292	6835.72	572	1454.60	0	0.00	0.00	109	149.12
11	Indian Bank	73452	78821.00	11895	7758.00	442	594.00	321.00	124	87.00
12	Indian Overseas Bank	14285	12763.82	559	479.26	4265	3645.27	498.56	3562	3265.40
13	Oriental Bank of Commerce	583	4406.88	25	85.68	3	7.00	0.35	0	0.00
14	Punjab National Bank	8800	7657.00	5017	3915.00	1145	996.00	0.00	704	536.00
15	Punjab & Sind Bank	0	0.00	0	0.00	0	0.00	0.00	0	0.00
16	Syndicate Bank	4411	5278.38	958	1063.19	389	325.96	12.99	373	352.02
17	UCO Bank	4621	4962.13	461	583.92	1645	1145.26	1026.86	1126	1079.85
18	Union Bank Of India	15512	14167.48	2289	3845.60	5449	3816.35	301.82	4334	1376.27
19	United Bank of India	323	967.23	70	125.97	0	0.00	0.00	0	0.00
20	Vijaya Bank	5897	7132.00	900	811.00	1512	1647.69	842.97	830	804.71
21	State Bank of India	562342	344867.00	50234	89361.00	150526	167375.00	36796.00	62774	25731.00
	PUBLIC SECTOR BANKS TOTAL	898838	657174.66	164642	175196.78	217369	225848.27	55267.83	81290	39203.49
22	Axis Bank	1655	7033.02	286	1000.45	0	0.00	0.00	0	0.00
23	Bhandhan Bank	7	23.88	0	0.00	0	0.00	0.00	0	0.00
24	Catholic Syrian Bank	0	0.00	0	0.00	0	0.00	0.00	0	0.00
25	City Union Bank	31	414.98	6	295.98	12	44.52	0.71	0	0.00
26	Development Credit Bank	70	550.43	39	322.27	37	289.83	12.77	1	18.67
27	Dhanalaxmi Bank	0	0.00	0	0.00	0	0.00	0.00	0	0.00
28	Federal Bank	51	204.00	37	47.00	7	3.00	52.00	1	0.00
29	HDFC Bank	2620	8850.40	294	1210.95	0	0.00	0.00	0	0.00
30	ICICI Bank	8275	19768.36	5478	8396.94	0	0.00	0.00	147	361.89
31	Indusind Bank	11912	23489.32	4663	12260.92	0	0.00	0.00	658	140.00
32	Jammu & Kashmir Bank	0	0.00	0	0.00	0	0.00	0.00	0	0.00
33	Karnataka Bank	84	264.25	31	109.37	9	10.44	10.44	9	10.44
34	Karur Vysya Bank	0	0.00	0	0.00	0	0.00	0.00	0	0.00
35	KBSLAB	0	0.00	0	0.00	0	0.00	0.00	0	0.00
36	Laxmi Vilas Bank	0	0.00	0	0.00	0	0.00	0.00	0	0.00
37	Ratnakar Bank	355	788.18	84	265.67	0	0.00	0.00	0	0.00
38	South Indian Bank	111	58.32	50	30.10	20	10.65	0.00	14	5.75
39	Kotak Mahindra Bank	3184	10527.78	1422	3081.25	0	0.00	0.00	78	215.67
40	Yes Bank	0	0.00	0	0.00	0	0.00	0.00	0	0.00
41	Tamilnadu Mer. Bank	138	82.23	127	65.32	0	0.00	0.00	0	0.00
	PRIVATE SECTOR BANKS TOTAL	28493	72055.14	12517	27086.22	85	358.43	75.92	908	752.42
	COMMERCIAL BANKS TOTAL	927331	729229.80	177159	202283.00	217454	226206.70	55343.76	82198	39955.91
42	TS Co-op Apex Bank	160688	75065.91	143002	55945.27	6514	5945.80	1230.09	2783	558.98
43	A P Mahesh Co-op Bank	71	322.00	35	90.50	0	0.00	0.00	0	0.00
	Co-OPERATIVE BANKS TOTAL	160759	75387.91	143037	56035.77	6514	5945.80	1230.09	2783	558.98
44	APGVB	136015	144661.69	102564	85593.44	61235	44259.86	8846.19	4963	2984.77
45	Telangana Grameena Bank	232862	208981.19	108444	96505.52	0	0.00	0.00	0	0.00
	REGIONAL RURAL BANKS TOTAL	368877	353642.88	211008	182098.96	61235	44259.86	8846.19	4963	2984.77
46	APSFC	0	0.00	0	0.00	0	0.00	0.00	0	0.00
	OTHERS TOTAL	0	0.00	0	0.00	0	0.00	0.00	0	0.00
	GRAND TOTAL	1456967	1158260.59	531204	440417.73	285203	276412.36	65420.04	89944	43499.66

BANK-WISE ADVANCES TO WOMEN AS ON 31/12/17

Sl.No	Name of the Bank	Outstanding		Disbursement		Overdue			NPAs	
		No. of a/c	Amount	No. of a/c	Amount	No. of a/c	Total Balance in overdue accounts	Actual overdue amount	No. of a/c	Amount
1	Allahabad Bank	3732	7319.41	297	826.64	341	189.69	161.00	45	51.90
2	Andhra Bank	309670	438794.47	237873	228094.94	126891	184113.49	34887.32	12932	13080.10
3	Bank Of Baroda	14856	33258.60	2015	873.50	0	0.00	0.00	0	0.00
4	Bank of India	3987	1957.32	26	15.28	530	282.50	282.50	530	282.50
5	Bank of Maharashtra	4516	7634.00	24	94.00	0	0.00	0.00	0	0.00
6	Canara Bank	156626	50263.21	16624	9026.81	21089	8216.24	6523.22	10352	2986.22
7	Central Bank of India	25450	56088.67	10163	22260.90	8398	20626.50	6744.90	2037	5971.80
8	Corporation Bank	19546	50445.70	0	0.00	0	0.00	0.00	0	0.00
9	Dena Bank	2210	6315.21	68	260.12	0	0.00	0.00	0	0.00
10	IDBI Bank	6969	28813.88	3206	9126.82	0	0.00	0.00	270	3698.11
11	Indian Bank	51587	26584.00	2954	1552.00	94	121.00	98.00	42	74.00
12	Indian Overseas Bank	30317	51672.57	836	1530.70	5652	5440.60	662.00	4741	4661.00
13	Oriental Bank of Commerce	2268	8800.23	52	289.48	12	48.37	2.40	0	0.00
14	Punjab National Bank	18482	50243.00	10515	25654.00	12988	35171.00	0.00	3896	8552.00
15	Punjab & Sind Bank	0	0.00	0	0.00	0	0.00	0.00	0	0.00
16	Syndicate Bank	28425	163536.52	9706	31407.93	621	1500.33	48.92	533	1304.16
17	UCO Bank	7533	7056.06	1084	1394.89	3426	1825.36	999.25	1596	1341.21
18	Union Bank Of India	12283	3366.12	4063	880.61	6874	1520.86	174.69	5838	1193.84
19	United Bank of India	638	9370.31	95	643.19	0	0.00	0.00	0	0.00
20	Vijaya Bank	23804	56599.69	7892	14681.68	4760	21810.81	8653.48	2562	13157.33
21	State Bank of India	927191	542665.00	54199	70017.00	255026	259246.00	68127.00	95400	50496.00
	PUBLIC SECTOR BANKS TOTAL	1650090	1600783.97	361692	418630.49	446702	540112.75	127364.68	140774	106850.17
22	Axis Bank	14641	28189.01	3236	16657.83	0	0.00	0.00	0	0.00
23	Bhandhan Bank	43	168.04	0	0.00	0	0.00	0.00	0	0.00
24	Catholic Syrian Bank	0	0.00	0	0.00	0	0.00	0.00	0	0.00
25	City Union Bank	1449	769.55	1146	601.92	322	164.07	163.62	1	0.63
26	Development Credit Bank	1143	4729.57	763	2123.79	316	1530.80	85.59	23	47.37
27	Dhanalaxmi Bank	938	3254.19	264	701.31	0	0.00	0.00	0	0.00
28	Federal Bank	3943	12238.00	4145	7686.00	291	252.00	1814.00	32	0.00
29	HDFC Bank	90813	252869.88	41206	141112.35	0	0.00	0.00	0	0.00
30	ICICI Bank	31448	156454.95	13075	47249.84	0	0.00	0.00	2905	3264.84
31	Indusind Bank	32452	42436.19	0	0.00	0	0.00	0.00	0	0.00
32	Jammu & Kashmir Bank	10	77.36	0	0.00	1	2.04	2.04	1	2.04
33	Karnataka Bank	1114	4351.22	557	1676.48	19	105.74	105.74	19	105.74
34	Karur Vysya Bank	0	0.00	0	0.00	0	0.00	0.00	0	0.00
35	KBSLAB	0	0.00	0	0.00	0	0.00	0.00	0	0.00
36	Laxmi Vilas Bank	840	1648.95	621	1002.29	475	698.85	34.02	16	7.38
37	Ratnakar Bank	341	1449.50	207	1106.61	0	0.00	0.00	0	0.00
38	South Indian Bank	256	457.66	57	125.00	35	56.00	0.00	29	37.60
39	Kotak Mahindra Bank	0	0.00	0	0.00	0	0.00	0.00	0	0.00
40	Yes Bank	0	0.00	0	0.00	0	0.00	0.00	0	0.00
41	Tamilnadu Mer. Bank	620	1050.71	525	847.10	10	3.57	3.57	10	3.57
	PRIVATE SECTOR BANKS TOTAL	180051	510144.78	65802	220890.52	1469	2813.07	2208.58	3036	3469.16
	COMMERCIAL BANKS TOTAL	1830141	2110928.75	427494	639521.01	448171	542925.82	129573.26	143810	110319.34
42	TS Co-op Apex Bank	153069	76858.11	133267	53243.95	12325	4368.19	979.79	9609	482.45
43	A P Mahesh Co-op Bank	4607	10035.00	1282	1693.00	230	1060.00	880.00	125	720.00
	Co-OPERATIVE BANKS TOTAL	157676	86893.11	134549	54936.95	12555	5428.19	1859.79	9734	1202.45
44	APGVB	403861	429533.96	332894	253888.00	179564	128674.13	26451.13	14627	8746.12
45	Telangana Grameena Bank	144850	147892.70	40979	39146.98	0	0.00	0.00	0	0.00
	REGIONAL RURAL BANKS TOTAL	548711	577426.66	373873	293034.98	179564	128674.13	26451.13	14627	8746.12
46	APSFC	0	0.00	0	0.00	0	0.00	0.00	0	0.00
	OTHERS TOTAL	0	0.00	0	0.00	0	0.00	0.00	0	0.00
	GRAND TOTAL	2536528	2775248.53	935915	987492.94	640290	677028.14	157884.18	168171	120267.91

BANK-WISE ADVANCES UNDER DRI AS ON 31/12/2017

(Rs. In lac)

Sl.No	Name of the Bank	Outstanding		Disbursement		Overdue			NPAs	
		No. of a/c	Amount	No. of a/c	Amount	No. of a/c	Total Balance in overdue accounts	Actual overdue amount	No. of a/c	Amount
1	Allahabad Bank	17	5.71	0	0.00	32	2.64	1.08	18	1.74
2	Andhra Bank	139	27.91	29	4.80	51	4.88	4.07	22	2.68
3	Bank Of Baroda	0	0.00	0	0.00	0	0.00	0.00	0	0.00
4	Bank of India	1	1.20	0	0.00	1	1.20	1.20	1	1.20
5	Bank of Maharashtra	0	0.00	0	0.00	0	0.00	0.00	0	0.00
6	Canara Bank	1826	184.20	471	64.51	278	45.95	38.40	246	34.00
7	Central Bank of India	41	4.00	0	0.00	31	3.00	2.00	25	2.30
8	Corporation Bank	18	49.96	0	0.00	0	0.00	0.00	0	0.00
9	Dena Bank	0	0.00	0	0.00	0	0.00	0.00	0	0.00
10	IDBI Bank	0	0.00	0	0.00	0	0.00	0.00	0	0.00
11	Indian Bank	16	2.01	2	0.48	0	0.00	0.00	0	0.00
12	Indian Overseas Bank	485	21.25	12	1.82	278	8.62	2.45	223	6.75
13	Oriental Bank of Commerce	13	3200.00	0	0.00	0	0.00	0.00	0	0.00
14	Punjab National Bank	211	13.00	78	6.00	62	3.50	0.00	49	2.75
15	Punjab & Sind Bank	0	0.00	0	0.00	0	0.00	0.00	0	0.00
16	Syndicate Bank	4	3.26	1	1.16	0	0.00	0.00	0	0.00
17	UCO Bank	412	217.44	1	0.10	259	136.54	47.26	146	75.46
18	Union Bank Of India	21	2.98	0	0.00	18	6.24	6.24	18	6.24
19	United Bank of India	0	0.00	0	0.00	0	0.00	0.00	0	0.00
20	Vijaya Bank	0	0.00	0	0.00	0	0.00	0.00	0	0.00
21	State Bank of India	12351	2130.00	166	22.00	6449	539.00	282.00	3790	1719.00
	PUBLIC SECTOR BANKS TOTAL	15555	5862.92	760	100.87	7459	751.57	384.70	4538	1852.12
22	Axis Bank	0	0.00	0	0.00	0	0.00	0.00	0	0.00
23	Bhandhan Bank	0	0	0	0	0	0	0	0	0
24	Catholic Syrian Bank	0	0.00	0	0.00	0	0.00	0.00	0	0.00
25	City Union Bank	0	0.00	0	0.00	0	0.00	0.00	0	0.00
26	Development Credit Bank	0	0.00	0	0.00	0	0.00	0.00	0	0.00
27	Dhanalaxmi Bank	0	0.00	0	0.00	0	0.00	0.00	0	0.00
28	Federal Bank	0	0.00	0	0.00	0	0.00	0.00	0	0.00
29	HDFC Bank	0	0.00	0	0.00	0	0.00	0.00	0	0.00
30	ICICI Bank	0	0.00	0	0.00	0	0.00	0.00	0	0.00
31	Indusind Bank	0	0.00	0	0.00	0	0.00	0.00	0	0.00
32	Jammu & Kashmir Bank	1	0.02	0	0.00	0	0.00	0.00	0	0.00
33	Karnataka Bank	0	0.00	0	0.00	0	0.00	0.00	0	0.00
34	Karur Vysya Bank	0	0.00	0	0.00	0	0.00	0.00	0	0.00
35	KBSLAB	0	0.00	0	0.00	0	0.00	0.00	0	0.00
36	Laxmi Vilas Bank	0	0.00	0	0.00	0	0.00	0.00	0	0.00
37	Ratnakar Bank	0	0.00	0	0.00	0	0.00	0.00	0	0.00
38	South Indian Bank	0	0.00	0	0.00	0	0.00	0.00	0	0.00
39	Kotak Mahindra Bank	0	0.00	0	0.00	0	0.00	0.00	0	0.00
40	Yes Bank	0	0.00	0	0.00	0	0.00	0.00	0	0.00
41	Tamilnadu Mer. Bank	20	1.43	1	0.15	0	0.00	0.00	0	0.00
	PRIVATE SECTOR BANKS TOTAL	21	1.45	1	0.15	0	0.00	0.00	0	0.00
	COMMERCIAL BANKS TOTAL	15576	5864.37	761	101.02	7459	751.57	384.70	4538	1852.12
42	TS Co-op Apex Bank	0	0	0	0	0	0	0	0	0
43	A P Mahesh Co-op Bank	0	0.00	0	0.00	0	0.00	0.00	0	0.00
	Co-OPERATIVE BANKS TOTAL	0	0.00	0	0.00	0	0.00	0.00	0	0.00
44	APGVB	0	0.00	0	0.00	0	0.00	0.00	0	0.00
45	Telangana Grameena Bank	0	0	0	0	0	0	0	0	0
	REGIONAL RURAL BANKS TOTAL	0	0.00	0	0.00	0	0.00	0.00	0	0.00
46	APSFC	0	0.00	0	0.00	0	0.00	0.00	0	0.00
	OTHERS TOTAL	0	0.00	0	0.00	0	0.00	0.00	0	0.00
	GRAND TOTAL	15576	5864.37	761	101.02	7459	751.57	384.70	4538	1852.12

Many banks have not submitted the data.

BANK-WISE SHG BANK LINKAGE AS ON 31/12/2017

(Rs. In lac)

Sl.No	Name of the Bank	Outstanding		Disbursement		Overdue Position			NPAs position	
		No. of a/c	Amount	No. of a/c	Amount	No. of a/c	Total Balance in overdue accounts	Actual overdue amount	No. of a/c	Amount
1	Allahabad Bank	2251	5865.75	685	2527.16	366	442.11	329.93	268	261.05
2	Andhra Bank	74935	158743.92	28189	70853.99	10031	25101.30	24359.79	4333	5940.00
3	Bank Of Baroda	2601	2922.40	829	1680.00	595	1235.00	685.25	254	529.00
4	Bank of India	0	0.00	0	0.00	0	0.00	0.00	0	0.00
5	Bank of Maharashtra	3456	160.00	25	38.00	255	31.00	8.00	25	23.00
6	Canara Bank	20185	64405.05	10980	32176.00	2163	5004.78	3892.30	1146	2260.26
7	Central Bank of India	7480	13887.00	4265	9677.00	1318	2405.00	1033.00	511	417.00
8	Corporation Bank	0	0.00	0	0.00	0	0.00	0.00	0	0.00
9	Dena Bank	468	4278.89	75	10.00	0	0.00	0.00	0	0.00
10	IDBI Bank	0	0.00	0	0.00	0	0.00	0.00	0	0.00
11	Indian Bank	7642	12654.00	894	2451.00	412	958.00	814.00	126	326.00
12	Indian Overseas Bank	5397	8006.68	745	1379.50	1879	3024.10	821.54	1256	1998.27
13	Oriental Bank of Commerce	326	420.69	8	5.81	0	0.00	0.00	0	0.00
14	Punjab National Bank	2238	7103.00	1011	2878.00	891	1543.21	0.00	136	289.44
15	Punjab & Sind Bank	0	0.00	0	0.00	0	0.00	0.00	0	0.00
16	Syndicate Bank	18767	39284.86	6206	22877.72	1724	3434.70	578.48	1137	2099.17
17	UCO Bank	1316	4341.71	486	665.63	159	412.89	155.21	102	273.41
18	Union Bank Of India	13465	21210.92	805	3160.24	566	719.49	216.92	4852	2122.12
19	United Bank of India	0	0.00	0	0.00	0	0.00	0.00	0	0.00
20	Vijaya Bank	2425	4993.05	644	2419.87	558	439.36	190.12	369	249.24
21	State Bank of India	117020	138441.00	24288	95634.00	34962	37565.00	27396.00	16393	15833.00
	PUBLIC SECTOR BANKS TOTAL	279972	486718.92	80135	248433.92	55879	82315.94	60480.54	30908	32620.96
22	Axis Bank	0	0.00	0	0.00	0	0.00	0.00	0	0.00
23	Bhandhan Bank	0	0	0	0	0	0	0	0	0
24	Catholic Syrian Bank	0	0.00	0	0.00	0	0.00	0.00	0	0.00
25	City Union Bank	0	0.00	0	0.00	0	0.00	0.00	0	0.00
26	Development Credit Bank	0	0.00	0	0.00	0	0.00	0.00	0	0.00
27	Dhanalaxmi Bank	0	0.00	0	0.00	0	0.00	0.00	0	0.00
28	Federal Bank	0	0.00	0	0.00	0	0.00	0.00	0	0.00
29	HDFC Bank	0	0.00	0	0.00	0	0.00	0.00	0	0.00
30	ICICI Bank	0	0.00	0	0.00	0	0.00	0.00	0	0.00
31	Indusind Bank	0	0.00	0	0.00	0	0.00	0.00	0	0.00
32	Jammu & Kashmir Bank	0	0.00	0	0.00	0	0.00	0.00	0	0.00
33	Karnataka Bank	0	0.00	0	0.00	0	0.00	0.00	0	0.00
34	Karur Vysya Bank	0	0.00	0	0.00	0	0.00	0.00	0	0.00
35	KBSLAB	0	0.00	0	0.00	0	0.00	0.00	0	0.00
36	Laxmi Vilas Bank	0	0.00	0	0.00	0	0.00	0.00	0	0.00
37	Ratnakar Bank	0	0.00	0	0.00	0	0.00	0.00	0	0.00
38	South Indian Bank	0	0.00	0	0.00	0	0.00	0.00	0	0.00
39	Kotak Mahindra Bank	0	0.00	0	0.00	0	0.00	0.00	0	0.00
40	Yes Bank	0	0.00	0	0.00	0	0.00	0.00	0	0.00
41	Tamilnadu Mer. Bank	0	0.00	0	0.00	0	0.00	0.00	0	0.00
	PRIVATE SECTOR BANKS TOTAL	0	0.00	0	0.00	0	0.00	0.00	0	0.00
	COMMERCIAL BANKS TOTAL	279972	486718.92	80135	248433.92	55879	82315.94	60480.54	30908	32620.96
42	TS Co-op Apex Bank	7189	13139.08	2418	5736.05	1671	1063.43	708.00	868	509.45
43	A P Mahesh Co-op Bank	0	0.00	0	0.00	0	0.00	0.00	0	0.00
	Co-OPERATIVE BANKS TOTAL	7189	13139.08	2418	5736.05	1671	1063.43	708.00	868	509.45
44	APGVB	115770	313579.02	110710	139029.34	20456	50808.89	5684.46	6086	5221.06
45	Telangana Grameena Bank	113319	192387.39	32797	111534.08	22415	34066.12	9279.61	11806	13468.13
	REGIONAL RURAL BANKS TOTAL	229089	505966.41	143507	250563.42	42871	84875.01	14964.07	17892	18689.19
46	APSFC	0	0.00	0	0.00	0	0.00	0.00	0	0.00
	OTHERS TOTAL	0	0.00	0	0.00	0	0.00	0.00	0	0.00
	GRAND TOTAL	516250	1005824.41	226060	504733.39	100421	168254.38	76152.60	49668	51819.61

Sl.No	Name of the Bank	Outstanding		Disbursement		Overdue Position			NPAs position	
		No. of a/c	Amount	No. of a/c	Amount	No. of a/c	Total Balance in overdue accounts	Actual overdue amount	No. of a/c	Amount
1	Allahabad Bank	2251	5865.75	685	2527.16	366	442.11	329.93	268	261.05
2	Andhra Bank	59105	127345.94	21323	55502.42	8040	13695.58	12954.07	3220	4056.26
3	Bank Of Baroda	2291	2087.40	818	1634.00	562	1165.79	647.25	241	501.00
4	Bank of India	0	0.00	0	0.00	0	0.00	0.00	0	0.00
5	Bank of Maharashtra	3456	160.00	25	38.00	255	31.00	8.00	25	23.00
6	Canara Bank	16764	57079.05	10155	30750.00	1609	3878.78	3093.30	950	1859.26
7	Central Bank of India	7480	13887.00	4265	9677.00	1318	2405.00	1033.00	511	417.00
8	Corporation Bank	-3178	-5614.84	-845	-2511.27	0	0.00	0.00	0	0.00
9	Dena Bank	436	4190.79	75	10.00	0	0.00	0.00	0	0.00
10	IDBI Bank	0	0.00	0	0.00	0	0.00	0.00	0	0.00
11	Indian Bank	3391	1002.00	35	-6005.00	161	576.00	662.00	5	251.00
12	Indian Overseas Bank	3930	5847.23	715	1262.57	1703	2787.02	724.54	1188	1968.27
13	Oriental Bank of Commerce	298	341.69	8	5.81	-3	-12.00	-0.56	-1	-0.14
14	Punjab National Bank	2120	6894.00	940	2732.00	826	1463.21	0.00	116	264.44
15	Punjab & Sind Bank	0	0.00	0	0.00	0	0.00	0.00	0	0.00
16	Syndicate Bank	18128	32064.54	6129	21941.61	1719	3365.06	577.98	1071	2002.81
17	UCO Bank	1316	4341.71	486	665.63	159	412.89	155.21	102	273.41
18	Union Bank Of India	9718	19521.74	755	3063.09	493	436.23	204.50	1429	1221.71
19	United Bank of India	0	0.00	0	0.00	0	0.00	0.00	0	0.00
20	Vijaya Bank	2425	4993.05	644	2419.87	558	439.36	190.12	369	249.24
21	State Bank of India	76778	82031.00	23259	93621.00	26374	24660.00	15995.00	12553	10530.00
	PUBLIC SECTOR BANKS TOTAL	206709	362038.05	69472	217333.89	44140	55746.03	36574.34	22047	23878.31
22	Axis Bank	0	0.00	0	0.00	0	0.00	0.00	0	0.00
23	Bhandhan Bank	0	0.00	0	0.00	0	0.00	0.00	0	0.00
24	Catholic Syrian Bank	0	0.00	0	0.00	0	0.00	0.00	0	0.00
25	City Union Bank	0	0.00	0	0.00	0	0.00	0.00	0	0.00
26	Development Credit Bank	0	0.00	0	0.00	0	0.00	0.00	0	0.00
27	Dhanalaxmi Bank	0	0.00	0	0.00	0	0.00	0.00	0	0.00
28	Federal Bank	0	0.00	0	0.00	0	0.00	0.00	0	0.00
29	HDFC Bank	0	0.00	0	0.00	0	0.00	0.00	0	0.00
30	ICICI Bank	0	0.00	0	0.00	0	0.00	0.00	0	0.00
31	Indusind Bank	0	0.00	0	0.00	0	0.00	0.00	0	0.00
32	Jammu & Kashmir Bank	0	0.00	0	0.00	0	0.00	0.00	0	0.00
33	Karnataka Bank	0	0.00	0	0.00	0	0.00	0.00	0	0.00
34	Karur Vysya Bank	0	0.00	0	0.00	0	0.00	0.00	0	0.00
35	KBSLAB	0	0.00	0	0.00	0	0.00	0.00	0	0.00
36	Laxmi Vilas Bank	0	0.00	0	0.00	0	0.00	0.00	0	0.00
37	Ratnakar Bank	0	0.00	0	0.00	0	0.00	0.00	0	0.00
38	South Indian Bank	0	0.00	0	0.00	0	0.00	0.00	0	0.00
39	Kotak Mahindra Bank	0	0.00	0	0.00	0	0.00	0.00	0	0.00
40	Yes Bank	0	0.00	0	0.00	0	0.00	0.00	0	0.00
41	Tamilnadu Mer. Bank	0	0.00	0	0.00	0	0.00	0.00	0	0.00
	PRIVATE SECTOR BANKS TOTAL	0	0.00	0	0.00	0	0.00	0.00	0	0.00
	COMMERCIAL BANKS TOTAL	206709	362038.05	69472	217333.89	44140	55746.03	36574.34	22047	23878.31
42	TS Co-op Apex Bank	5443	9097.74	1455	4139.94	1671	1063.43	708.00	868	509.45
43	A P Mahesh Co-op Bank	0	0.00	0	0.00	0	0.00	0.00	0	0.00
	Co-OPERATIVE BANKS TOTAL	5443	9097.74	1455	4139.94	1671	1063.43	708.00	868	509.45
44	APGVB	78673	212346.59	66459	92564.27	13475	31264.75	3126.49	3349	2948.76
45	Telangana Grameena Bank	113319	192387.39	32797	111534.08	22415	34066.12	9279.61	11806	13468.13
	REGIONAL RURAL BANKS TOTAL	191992	404733.98	99256	204098.35	35890	65330.87	12406.10	15155	16416.89
46	APSFC	0	0.00	0	0.00	0	0.00	0.00	0	0.00
	OTHERS TOTAL	0	0.00	0	0.00	0	0.00	0.00	0	0.00
	GRAND TOTAL	404144	775869.77	170183	425572.18	81701	122140.33	49688.43	38070	40804.66

NULM - BANK-WISE SHG LINKAGE AS ON 31/12/2017

Sl.No	Name of the Bank	Outstanding		Disbursement		Overdue Position			NPAs position	
		No. of a/c	Amount	No. of a/c	Amount	No. of a/c	Total Balance in overdue accounts	Actual overdue amount	No. of a/c	Amount
1	Allahabad Bank	0	0.00	0	0.00	0	0.00	0.00	0	0.00
2	Andhra Bank	15830	31397.98	6866	15351.57	1991	11405.72	11405.72	1113	1883.74
3	Bank Of Baroda	310	835.00	11	46.00	33	69.21	38.00	13	28.00
4	Bank of India	0	0.00	0	0.00	0	0.00	0.00	0	0.00
5	Bank of Maharashtra	0	0.00	0	0.00	0	0.00	0.00	0	0.00
6	Canara Bank	3421	7326.00	825	1426.00	554	1126.00	799.00	196	401.00
7	Central Bank of India	0	0.00	0	0.00	0	0.00	0.00	0	0.00
8	Corporation Bank	3178	5614.84	845	2511.27	0	0.00	0.00	0	0.00
9	Dena Bank	32	88.10	0	0.00	0	0.00	0.00	0	0.00
10	IDBI Bank	0	0.00	0	0.00	0	0.00	0.00	0	0.00
11	Indian Bank	4251	11652.00	859	8456.00	251	382.00	152.00	121	75.00
12	Indian Overseas Bank	1467	2159.45	30	116.93	176	237.08	97.00	68	30.00
13	Oriental Bank of Commerce	28	79.00	0	0.00	3	12.00	0.56	1	0.14
14	Punjab National Bank	118	209.00	71	146.00	65	80.00	0.00	20	25.00
15	Punjab & Sind Bank	0	0.00	0	0.00	0	0.00	0.00	0	0.00
16	Syndicate Bank	639	7220.32	77	936.11	5	69.64	0.50	66	96.36
17	UCO Bank	0	0.00	0	0.00	0	0.00	0.00	0	0.00
18	Union Bank Of India	3747	1689.18	50	97.15	73	283.26	12.42	3423	900.41
19	United Bank of India	0	0.00	0	0.00	0	0.00	0.00	0	0.00
20	Vijaya Bank	0	0.00	0	0.00	0	0.00	0.00	0	0.00
21	State Bank of India	40242	56410.00	1029	2013.00	8588	12905.00	11401.00	3840	5303.00
	PUBLIC SECTOR BANKS TOTAL	73263	124680.87	10663	31100.03	11739	26569.91	23906.20	8861	8742.65
22	Axis Bank	0	0.00	0	0.00	0	0.00	0.00	0	0.00
23	Bhandhan Bank	0	0.00	0	0.00	0	0.00	0.00	0	0.00
24	Catholic Syrian Bank	0	0.00	0	0.00	0	0.00	0.00	0	0.00
25	City Union Bank	0	0.00	0	0.00	0	0.00	0.00	0	0.00
26	Development Credit Bank	0	0.00	0	0.00	0	0.00	0.00	0	0.00
27	Dhanalaxmi Bank	0	0.00	0	0.00	0	0.00	0.00	0	0.00
28	Federal Bank	0	0.00	0	0.00	0	0.00	0.00	0	0.00
29	HDFC Bank	0	0.00	0	0.00	0	0.00	0.00	0	0.00
30	ICICI Bank	0	0.00	0	0.00	0	0.00	0.00	0	0.00
31	Indusind Bank	0	0.00	0	0.00	0	0.00	0.00	0	0.00
32	Jammu & Kashmir Bank	0	0.00	0	0.00	0	0.00	0.00	0	0.00
33	Karnataka Bank	0	0.00	0	0.00	0	0.00	0.00	0	0.00
34	Karur Vysya Bank	0	0.00	0	0.00	0	0.00	0.00	0	0.00
35	KBSLAB	0	0.00	0	0.00	0	0.00	0.00	0	0.00
36	Laxmi Vilas Bank	0	0.00	0	0.00	0	0.00	0.00	0	0.00
37	Ratnakar Bank	0	0.00	0	0.00	0	0.00	0.00	0	0.00
38	South Indian Bank	0	0.00	0	0.00	0	0.00	0.00	0	0.00
39	Kotak Mahindra Bank	0	0.00	0	0.00	0	0.00	0.00	0	0.00
40	Yes Bank	0	0.00	0	0.00	0	0.00	0.00	0	0.00
41	Tamilnadu Mer. Bank	0	0.00	0	0.00	0	0.00	0.00	0	0.00
	PRIVATE SECTOR BANKS TOTAL	0	0.00	0	0.00	0	0.00	0.00	0	0.00
	COMMERCIAL BANKS TOTAL	73263	124680.87	10663	31100.03	11739	26569.91	23906.20	8861	8742.65
42	TS Co-op Apex Bank	1746	4041.34	963	1596.11	0	0.00	0.00	0	0.00
43	A P Mahesh Co-op Bank	0	0.00	0	0.00	0	0.00	0.00	0	0.00
	Co-OPERATIVE BANKS TOTAL	1746	4041.34	963	1596.11	0	0.00	0.00	0	0.00
44	APGVB	37097	101232.43	44251	46465.07	6981	19544.14	2557.97	2737	2272.30
45	Telangana Grameena Bank	0	0.00	0	0.00	0	0.00	0.00	0	0.00
	REGIONAL RURAL BANKS TOTAL	37097	101232.43	44251	46465.07	6981	19544.14	2557.97	2737	2272.30
46	APSFC	0	0.00	0	0.00	0	0.00	0.00	0	0.00
	OTHERS TOTAL	0	0.00	0	0.00	0	0.00	0.00	0	0.00
	GRAND TOTAL	112106	229954.64	55877	79161.21	18720	46114.05	26464.17	11598	11014.95

BANK-WISE LOANS TO MILCH ANIMAL UNITS AS ON 31/12/2017

(Rs. In lac)

Sl.No	Name of the Bank	Outstanding		Disbursement		Overdue Position			NPAs position	
		No. of a/c.	Amount	No. of a/c.	Amount	No. of a/c.	Total Balance in overdue accounts	Actual overdue amount	No. of a/c.	Amount
1	Allahabad Bank	25	45.14	0	0.00	15	26.34	6.61	14	23.48
2	Andhra Bank	216	304.01	10	84.38	155	105.69	82.05	89	52.24
3	Bank Of Baroda	59	83.52	0	0.00	20	13.63	10.15	4	1.00
4	Bank of India	0	0.00	0	0.00	0	0.00	0.00	0	0.00
5	Bank of Maharashtra	0	0.00	0	0.00	0	0.00	0.00	0	0.00
6	Canara Bank	892	1132.23	175	142.25	225	452.62	411.68	124	216.28
7	Central Bank of India	0	0.00	0	0.00	0	0.00	0.00	0	0.00
8	Corporation Bank	0	0.00	0	0.00	0	0.00	0.00	0	0.00
9	Dena Bank	2	66.25	0	0.00	0	0.00	0.00	0	0.00
10	IDBI Bank	0	0.00	0	0.00	0	0.00	0.00	0	0.00
11	Indian Bank	0	0.00	0	0.00	0	0.00	0.00	0	0.00
12	Indian Overseas Bank	90	9508.14	0	0.00	29	31.36	10.00	19	16.00
13	Oriental Bank of Commerce	0	0.00	0	0.00	0	0.00	0.00	0	0.00
14	Punjab National Bank	542	378.00	37	9.00	411	259.00	0.00	87	68.00
15	Punjab & Sind Bank	0	0.00	0	0.00	0	0.00	0.00	0	0.00
16	Syndicate Bank	148	110.24	15	11.03	1	1.11	0.10	18	16.34
17	UCO Bank	3	0.30	2	0.45	0	0.00	0.00	0	0.00
18	Union Bank Of India	0	0.00	0	0.00	0	0.00	0.00	0	0.00
19	United Bank of India	0	0.00	0	0.00	0	0.00	0.00	0	0.00
20	Vijaya Bank	0	0.00	0	0.00	0	0.00	0.00	0	0.00
21	State Bank of India	25295	15298.00	552	1029.00	9658	8596.00	5894.00	6158	3158.00
	PUBLIC SECTOR BANKS TOTAL	27272	26925.83	791	1276.11	10514	9485.75	6414.59	6513	3551.34
22	Axis Bank	0	0.00	0	0.00	0	0.00	0.00	0	0.00
23	Bhandhan Bank	0	0	0	0	0	0	0	0	0
24	Catholic Syrian Bank	0	0.00	0	0.00	0	0.00	0.00	0	0.00
25	City Union Bank	0	0.00	0	0.00	0	0.00	0.00	0	0.00
26	Development Credit Bank	0	0.00	0	0.00	0	0.00	0.00	0	0.00
27	Dhanalaxmi Bank	0	0.00	0	0.00	0	0.00	0.00	0	0.00
28	Federal Bank	0	0.00	0	0.00	0	0.00	0.00	0	0.00
29	HDFC Bank	0	0.00	0	0.00	0	0.00	0.00	0	0.00
30	ICICI Bank	0	0.00	0	0.00	0	0.00	0.00	0	0.00
31	Indusind Bank	0	0.00	0	0.00	0	0.00	0.00	0	0.00
32	Jammu & Kashmir Bank	0	0.00	0	0.00	0	0.00	0.00	0	0.00
33	Karnataka Bank	0	0.00	0	0.00	0	0.00	0.00	0	0.00
34	Karur Vysya Bank	0	0.00	0	0.00	0	0.00	0.00	0	0.00
35	KBSLAB	0	0.00	0	0.00	0	0.00	0.00	0	0.00
36	Laxmi Vilas Bank	0	0.00	0	0.00	0	0.00	0.00	0	0.00
37	Ratnakar Bank	0	0.00	0	0.00	0	0.00	0.00	0	0.00
38	South Indian Bank	0	0.00	0	0.00	0	0.00	0.00	0	0.00
39	Kotak Mahindra Bank	0	0.00	0	0.00	0	0.00	0.00	0	0.00
40	Yes Bank	0	0.00	0	0.00	0	0.00	0.00	0	0.00
41	Tamilnadu Mer. Bank	0	0.00	0	0.00	0	0.00	0.00	0	0.00
	PRIVATE SECTOR BANKS TOTAL	0	0.00	0	0.00	0	0.00	0.00	0	0.00
	COMMERCIAL BANKS TOTAL	27272	26925.83	791	1276.11	10514	9485.75	6414.59	6513	3551.34
42	TS Co-op Apex Bank	5338	8621.88	2219	2392.03	0	0.00	0.00	0	0.00
43	A P Mahesh Co-op Bank	0	0.00	0	0.00	0	0.00	0.00	0	0.00
	Co-OPERATIVE BANKS TOTAL	5338	8621.88	2219	2392.03	0	0.00	0.00	0	0.00
44	APGVB	0	0.00	0	0.00	0	0.00	0.00	0	0.00
45	Telangana Grameena Bank	0	0.00	0	0.00	0	0.00	0.00	0	0.00
	REGIONAL RURAL BANKS TOTAL	0	0.00	0	0.00	0	0.00	0.00	0	0.00
46	APSFC	0	0.00	0	0.00	0	0.00	0.00	0	0.00
	OTHERS TOTAL	0	0.00	0	0.00	0	0.00	0.00	0	0.00
	GRAND TOTAL	32610	35547.71	3010	3668.14	10514	9485.75	6414.59	6513	3551.34

BANK-WISE LOANS TO SHEEP & GOAT UNITS AS ON 31/12/2017

Sl.No	Name of the Bank	Outstanding		Disbursement		Overdue Position			NPAs position	
		No. of a/c	Amount	No. of a/c	Amount	No. of a/c	Total Balance in overdue accounts	Actual overdue amount	No. of a/c	Amount
1	Allahabad Bank	15	14.36	0	0.00	16	16.47	6.26	16	18.37
2	Andhra Bank	61	29.31	2	1.20	43	26.43	22.74	22	6.20
3	Bank Of Baroda	21	15.85	0	0.00	12	7.32	6.10	2	1.03
4	Bank of India	0	0.00	0	0.00	0	0.00	0.00	0	0.00
5	Bank of Maharashtra	0	0.00	0	0.00	0	0.00	0.00	0	0.00
6	Canara Bank	863	708.15	207	95.88	393	362.23	218.68	32	58.00
7	Central Bank of India	0	0.00	0	0.00	0	0.00	0.00	0	0.00
8	Corporation Bank	0	0.00	0	0.00	0	0.00	0.00	0	0.00
9	Dena Bank	0	0.00	0	0.00	0	0.00	0.00	0	0.00
10	IDBI Bank	0	0.00	0	0.00	0	0.00	0.00	0	0.00
11	Indian Bank	0	0.00	0	0.00	0	0.00	0.00	0	0.00
12	Indian Overseas Bank	472	195.64	8	6.38	16	8.81	5.00	11	9.00
13	Oriental Bank of Commerce	0	0.00	0	0.00	0	0.00	0.00	0	0.00
14	Punjab National Bank	21	15.00	1	0.36	0	0.00	0.00	0	0.00
15	Punjab & Sind Bank	0	0.00	0	0.00	0	0.00	0.00	0	0.00
16	Syndicate Bank	58	13.94	6	1.40	1	0.14	0.10	6	2.33
17	UCO Bank	3	1.02	0	0.00	0	0.00	0.00	0	0.00
18	Union Bank Of India	0	0.00	0	0.00	0	0.00	0.00	0	0.00
19	United Bank of India	0	0.00	0	0.00	0	0.00	0.00	0	0.00
20	Vijaya Bank	0	0.00	0	0.00	0	0.00	0.00	0	0.00
21	State Bank of India	9358	5965.00	372	718.00	5991	5711.00	1330.00	3148	2816.00
	PUBLIC SECTOR BANKS TOTAL	10872	6958.27	596	823.22	6472	6132.40	1588.88	3237	2910.93
22	Axis Bank	0	0.00	0	0.00	0	0.00	0.00	0	0.00
23	Bhandhan Bank	0	0.00	0	0.00	0	0.00	0.00	0	0.00
24	Catholic Syrian Bank	0	0.00	0	0.00	0	0.00	0.00	0	0.00
25	City Union Bank	0	0.00	0	0.00	0	0.00	0.00	0	0.00
26	Development Credit Bank	0	0.00	0	0.00	0	0.00	0.00	0	0.00
27	Dhanalaxmi Bank	0	0.00	0	0.00	0	0.00	0.00	0	0.00
28	Federal Bank	1	9.00	1	9.00	0	0.00	0.00	0	0.00
29	HDFC Bank	0	0.00	0	0.00	0	0.00	0.00	0	0.00
30	ICICI Bank	0	0.00	0	0.00	0	0.00	0.00	0	0.00
31	Indusind Bank	0	0.00	0	0.00	0	0.00	0.00	0	0.00
32	Jammu & Kashmir Bank	0	0.00	0	0.00	0	0.00	0.00	0	0.00
33	Karnataka Bank	0	0.00	0	0.00	0	0.00	0.00	0	0.00
34	Karur Vysya Bank	0	0.00	0	0.00	0	0.00	0.00	0	0.00
35	KBSLAB	0	0.00	0	0.00	0	0.00	0.00	0	0.00
36	Laxmi Vilas Bank	0	0.00	0	0.00	0	0.00	0.00	0	0.00
37	Ratnakar Bank	0	0.00	0	0.00	0	0.00	0.00	0	0.00
38	South Indian Bank	0	0.00	0	0.00	0	0.00	0.00	0	0.00
39	Kotak Mahindra Bank	0	0.00	0	0.00	0	0.00	0.00	0	0.00
40	Yes Bank	0	0.00	0	0.00	0	0.00	0.00	0	0.00
41	Tamilnadu Mer. Bank	0	0.00	0	0.00	0	0.00	0.00	0	0.00
	PRIVATE SECTOR BANKS TOTAL	1	9.00	1	9.00	0	0.00	0.00	0	0.00
	COMMERCIAL BANKS TOTAL	10873	6967.27	597	832.22	6472	6132.40	1588.88	3237	2910.93
42	TS Co-op Apex Bank	2500	4913.73	1307	1660.64	0	0.00	0.00	0	0.00
43	A P Mahesh Co-op Bank	0	0.00	0	0.00	0	0.00	0.00	0	0.00
	Co-OPERATIVE BANKS TOTAL	2500	4913.73	1307	1660.64	0	0.00	0.00	0	0.00
44	APGVB	0	0.00	0	0.00	0	0.00	0.00	0	0.00
45	Telangana Grameena Bank	0	0.00	0	0.00	0	0.00	0.00	0	0.00
	REGIONAL RURAL BANKS TOTAL	0	0.00	0	0.00	0	0.00	0.00	0	0.00
46	APSFC	0	0.00	0	0.00	0	0.00	0.00	0	0.00
	OTHERS TOTAL	0	0.00	0	0.00	0	0.00	0.00	0	0.00
	GRAND TOTAL	13373	11881.00	1904	2492.86	6472	6132.40	1588.88	3237	2910.93

BANK-WISE LOANS UNDER RAJEEV GRUHAKALPA SCHEME AS ON 31/12/2017

(Rs. In lac)

Sl.No	Name of the Bank	Outstanding		Disbursement		Overdue Position			NPAs position	
		No. of a/c	Amount	No. of a/c	Amount	No. of a/c	Total Balance in overdue accounts	Actual overdue amount	No. of a/c	Amount
1	Allahabad Bank	0	0.00	0	0.00	0	0.00	0.00	0	0.00
2	Andhra Bank	5324	3983.81	0	0.06	4730	3714.57	2706.50	4617	3640.22
3	Bank Of Baroda	984	301.52	0	0.00	595	210.11	195.00	113	42.00
4	Bank of India	0	0.00	0	0.00	0	0.00	0.00	0	0.00
5	Bank of Maharashtra	95	54.00	0	0.00	0	0.00	0.00	0	0.00
6	Canara Bank	2522	1534.08	0	0.00	354	256.96	205.57	168	102.78
7	Central Bank of India	0	0.00	0	0.00	0	0.00	0.00	0	0.00
8	Corporation Bank	0	0.00	0	0.00	0	0.00	0.00	0	0.00
9	Dena Bank	0	0.00	0	0.00	0	0.00	0.00	0	0.00
10	IDBI Bank	0	0.00	0	0.00	0	0.00	0.00	0	0.00
11	Indian Bank	0	0.00	0	0.00	0	0.00	0.00	0	0.00
12	Indian Overseas Bank	994	575.06	0	0.00	697	503.67	157.00	477	368.00
13	Oriental Bank of Commerce	5	6.00	0	0.00	0	0.00	0.00	5	6.00
14	Punjab National Bank	0	0.00	0	0.00	0	0.00	0.00	0	0.00
15	Punjab & Sind Bank	0	0.00	0	0.00	0	0.00	0.00	0	0.00
16	Syndicate Bank	0	0.00	0	0.00	0	0.00	0.00	0	0.00
17	UCO Bank	0	0.00	0	0.00	0	0.00	0.00	0	0.00
18	Union Bank Of India	68	68.21	0	0.00	59	59.03	1.98	40	37.53
19	United Bank of India	0	0.00	0	0.00	0	0.00	0.00	0	0.00
20	Vijaya Bank	0	0.00	0	0.00	0	0.00	0.00	0	0.00
21	State Bank of India	8037	9651.00	0	0.00	5788	7427.00	5644.00	6359	7548.00
	PUBLIC SECTOR BANKS TOTAL	18029	16173.68	0	0.06	12223	12171.34	8910.05	11779	11744.53
22	Axis Bank	0	0.00	0	0.00	0	0.00	0.00	0	0.00
23	Bhandhan Bank	0	0.00	0	0.00	0	0.00	0.00	0	0.00
24	Catholic Syrian Bank	0	0.00	0	0.00	0	0.00	0.00	0	0.00
25	City Union Bank	0	0.00	0	0.00	0	0.00	0.00	0	0.00
26	Development Credit Bank	0	0.00	0	0.00	0	0.00	0.00	0	0.00
27	Dhanalaxmi Bank	0	0.00	0	0.00	0	0.00	0.00	0	0.00
28	Federal Bank	0	0.00	0	0.00	0	0.00	0.00	0	0.00
29	HDFC Bank	0	0.00	0	0.00	0	0.00	0.00	0	0.00
30	ICICI Bank	0	0.00	0	0.00	0	0.00	0.00	0	0.00
31	Indusind Bank	0	0.00	0	0.00	0	0.00	0.00	0	0.00
32	Jammu & Kashmir Bank	0	0.00	0	0.00	0	0.00	0.00	0	0.00
33	Karnataka Bank	0	0.00	0	0.00	0	0.00	0.00	0	0.00
34	Karur Vysya Bank	0	0.00	0	0.00	0	0.00	0.00	0	0.00
35	KBSLAB	0	0.00	0	0.00	0	0.00	0.00	0	0.00
36	Laxmi Vilas Bank	0	0.00	0	0.00	0	0.00	0.00	0	0.00
37	Ratnakar Bank	0	0.00	0	0.00	0	0.00	0.00	0	0.00
38	South Indian Bank	0	0.00	0	0.00	0	0.00	0.00	0	0.00
39	Kotak Mahindra Bank	0	0.00	0	0.00	0	0.00	0.00	0	0.00
40	Yes Bank	0	0.00	0	0.00	0	0.00	0.00	0	0.00
41	Tamilnadu Mer. Bank	0	0.00	0	0.00	0	0.00	0.00	0	0.00
	PRIVATE SECTOR BANKS TOTAL	0	0.00	0	0.00	0	0.00	0.00	0	0.00
	COMMERCIAL BANKS TOTAL	18029	16173.68	0	0.06	12223	12171.34	8910.05	11779	11744.53
42	A P State Co-op Bank	0	0.00	0	0.00	0	0.00	0.00	0	0.00
43	A P Mahesh Co-op Bank	0	0.00	0	0.00	0	0.00	0.00	0	0.00
	Co-OPERATIVE BANKS TOTAL	0	0.00	0	0.00	0	0.00	0.00	0	0.00
44	APGVB	0	0.00	0	0.00	0	0.00	0.00	0	0.00
45	Telangana Grameena Bank	2160	2019.80	146	255.91	263	171.26	171.26	145	143.75
	REGIONAL RURAL BANKS TOTAL	2160	2019.80	146	255.91	263	171.26	171.26	145	143.75
46	APSFC	0	0.00	0	0.00	0	0.00	0.00	0	0.00
	OTHERS TOTAL	0	0.00	0	0.00	0	0.00	0.00	0	0.00
	GRAND TOTAL	20189	18193.48	146	255.97	12486	12342.60	9081.32	11925	11888.27

BANK-WISE LOANS UNDER VAMBAY SCHEME AS ON 31/12/2017

(Rs. In lac)

Sl.No	Name of the Bank	Outstanding		Disbursement		Overdue Position			NPAs position	
		No. of a/c	Amount	No. of a/c	Amount	No. of a/c	Total Balance in overdue accounts	Actual overdue amount	No. of a/c	Amount
1	Allahabad Bank	0	0.00	0	0.00	0	0.00	0.00	0	0.00
2	Andhra Bank	207	79.67	2	0.70	198	66.83	97.16	197	66.44
3	Bank Of Baroda	22	1.85	0	0.00	22	1.85	1.85	22	1.85
4	Bank of India	0	0.00	0	0.00	0	0.00	0.00	0	0.00
5	Bank of Maharashtra	0	0.00	0	0.00	0	0.00	0.00	0	0.00
6	Canara Bank	219	14.28	0	0.00	31	2.40	1.92	14	0.96
7	Central Bank of India	0	0.00	0	0.00	0	0.00	0.00	0	0.00
8	Corporation Bank	0	0.00	0	0.00	0	0.00	0.00	0	0.00
9	Dena Bank	0	0.00	0	0.00	0	0.00	0.00	0	0.00
10	IDBI Bank	0	0.00	0	0.00	0	0.00	0.00	0	0.00
11	Indian Bank	0	0.00	0	0.00	0	0.00	0.00	0	0.00
12	Indian Overseas Bank	28	9.49	0	0.00	17	5.85	3.00	10	4.00
13	Oriental Bank of Commerce	0	0.00	0	0.00	0	0.00	0.00	0	0.00
14	Punjab National Bank	0	0.00	0	0.00	0	0.00	0.00	0	0.00
15	Punjab & Sind Bank	0	0.00	0	0.00	0	0.00	0.00	0	0.00
16	Syndicate Bank	0	0.00	0	0.00	0	0.00	0.00	0	0.00
17	UCO Bank	0	0.00	0	0.00	0	0.00	0.00	0	0.00
18	Union Bank Of India	54	8.21	0	0.00	52	5.89	0.23	28	4.86
19	United Bank of India	0	0.00	0	0.00	0	0.00	0.00	0	0.00
20	Vijaya Bank	0	0.00	0	0.00	0	0.00	0.00	0	0.00
21	State Bank of India	1825	5963.00	0	0.00	1695	5274.00	5095.00	1753	5795.00
	PUBLIC SECTOR BANKS TOTAL	2355	6076.50	2	0.70	2015	5356.82	5199.16	2024	5873.11
22	Axis Bank	0	0.00	0	0.00	0	0.00	0.00	0	0.00
23	Bhandhan Bank	0	0.00	0	0.00	0	0.00	0.00	0	0.00
24	Catholic Syrian Bank	0	0.00	0	0.00	0	0.00	0.00	0	0.00
25	City Union Bank	0	0.00	0	0.00	0	0.00	0.00	0	0.00
26	Development Credit Bank	0	0.00	0	0.00	0	0.00	0.00	0	0.00
27	Dhanalaxmi Bank	0	0.00	0	0.00	0	0.00	0.00	0	0.00
28	Federal Bank	0	0.00	0	0.00	0	0.00	0.00	0	0.00
29	HDFC Bank	0	0.00	0	0.00	0	0.00	0.00	0	0.00
30	ICICI Bank	0	0.00	0	0.00	0	0.00	0.00	0	0.00
31	Indusind Bank	0	0.00	0	0.00	0	0.00	0.00	0	0.00
32	Jammu & Kashmir Bank	0	0.00	0	0.00	0	0.00	0.00	0	0.00
33	Karnataka Bank	0	0.00	0	0.00	0	0.00	0.00	0	0.00
34	Karur Vysya Bank	0	0.00	0	0.00	0	0.00	0.00	0	0.00
35	KBSLAB	0	0.00	0	0.00	0	0.00	0.00	0	0.00
36	Laxmi Vilas Bank	0	0.00	0	0.00	0	0.00	0.00	0	0.00
37	Ratnakar Bank	0	0.00	0	0.00	0	0.00	0.00	0	0.00
38	South Indian Bank	0	0.00	0	0.00	0	0.00	0.00	0	0.00
39	Kotak Mahindra Bank	0	0.00	0	0.00	0	0.00	0.00	0	0.00
40	Yes Bank	0	0.00	0	0.00	0	0.00	0.00	0	0.00
41	Tamilnadu Mer. Bank	0	0.00	0	0.00	0	0.00	0.00	0	0.00
	PRIVATE SECTOR BANKS TOTAL	0	0.00	0	0.00	0	0.00	0.00	0	0.00
	COMMERCIAL BANKS TOTAL	2355	6076.50	2	0.70	2015	5356.82	5199.16	2024	5873.11
42	TS Co-op Apex Bank	1131	461.96	0	0.00	1131	461.96	461.96	1131	461.96
43	A P Mahesh Co-op Bank	0	0.00	0	0.00	0	0.00	0.00	0	0.00
	Co-OPERATIVE BANKS TOTAL	1131	461.96	0	0.00	1131	461.96	461.96	1131	461.96
44	APGVB	0	0.00	0	0.00	0	0.00	0.00	0	0.00
45	Telangana Grameena Bank	728	243.74	183	213.25	0	0.00	0.00	0	0.00
	REGIONAL RURAL BANKS TOTAL	728	243.74	183	213.25	0	0.00	0.00	0	0.00
46	APSFC	0	0.00	0	0.00	0	0.00	0.00	0	0.00
	OTHERS TOTAL	0	0.00	0	0.00	0	0.00	0.00	0	0.00
	GRAND TOTAL	4214	6782.20	185	213.95	3146	5818.78	5661.12	3155	6335.07

BANK-WISE LOANS UNDER RAJEEV YUVA SHAKTI SCHEME AS ON 31/12/2017

(Rs. In lac)

Sl.No	Name of the Bank	Outstanding		Disbursement		Overdue Position			NPAs position	
		No. of a/c	Amount	No. of a/c	Amount	No. of a/c	Total Balance in overdue accounts	Actual overdue amount	No. of a/c	Amount
1	Allahabad Bank	0	0.00	0	0.00	0	0.00	0.00	0	0.00
2	Andhra Bank	1094	324.48	4	2.70	819	292.11	377.40	500	197.21
3	Bank Of Baroda	583	600.00	0	0.00	361	184.10	174.00	77	69.00
4	Bank of India	0	0.00	0	0.00	0	0.00	0.00	0	0.00
5	Bank of Maharashtra	0	0.00	0	0.00	0	0.00	0.00	0	0.00
6	Canara Bank	104	90.78	18	10.20	33	17.34	13.26	13	7.14
7	Central Bank of India	0	0.00	0	0.00	0	0.00	0.00	0	0.00
8	Corporation Bank	0	0.00	0	0.00	0	0.00	0.00	0	0.00
9	Dena Bank	36	6.15	0	0.00	0	0.00	0.00	0	0.00
10	IDBI Bank	0	0.00	0	0.00	0	0.00	0.00	0	0.00
11	Indian Bank	18	19.54	2	2.45	3	2.41	1.25	1	0.50
12	Indian Overseas Bank	848	610.03	5	5.10	192	185.91	28.00	82	39.00
13	Oriental Bank of Commerce	1	1.23	0	0.00	0	0.00	0.00	1	0.95
14	Punjab National Bank	0	0.00	0	0.00	0	0.00	0.00	0	0.00
15	Punjab & Sind Bank	0	0.00	0	0.00	0	0.00	0.00	0	0.00
16	Syndicate Bank	0	0.00	0	0.00	0	0.00	0.00	0	0.00
17	UCO Bank	4	3.22	0	0.00	2	1.87	1.21	2	1.87
18	Union Bank Of India	94	56.88	0	0.00	13	19.25	1.54	10	9.22
19	United Bank of India	0	0.00	0	0.00	0	0.00	0.00	0	0.00
20	Vijaya Bank	0	0.00	0	0.00	0	0.00	0.00	0	0.00
21	State Bank of India	14259	4495.00	0	0.00	9754	3976.00	3415.00	11295	3147.00
	PUBLIC SECTOR BANKS TOTAL	17041	6207.31	29	20.45	11177	4678.99	4011.66	11981	3471.89
22	Axis Bank	0	0.00	0	0.00	0	0.00	0.00	0	0.00
23	Bhandhan Bank	0	0.00	0	0.00	0	0.00	0.00	0	0.00
24	Catholic Syrian Bank	0	0.00	0	0.00	0	0.00	0.00	0	0.00
25	City Union Bank	0	0.00	0	0.00	0	0.00	0.00	0	0.00
26	Development Credit Bank	0	0.00	0	0.00	0	0.00	0.00	0	0.00
27	Dhanalaxmi Bank	0	0.00	0	0.00	0	0.00	0.00	0	0.00
28	Federal Bank	0	0.00	0	0.00	0	0.00	0.00	0	0.00
29	HDFC Bank	0	0.00	0	0.00	0	0.00	0.00	0	0.00
30	ICICI Bank	0	0.00	0	0.00	0	0.00	0.00	0	0.00
31	Indusind Bank	0	0.00	0	0.00	0	0.00	0.00	0	0.00
32	Jammu & Kashmir Bank	0	0.00	0	0.00	0	0.00	0.00	0	0.00
33	Karnataka Bank	0	0.00	0	0.00	0	0.00	0.00	0	0.00
34	Karur Vysya Bank	0	0.00	0	0.00	0	0.00	0.00	0	0.00
35	KBSLAB	0	0.00	0	0.00	0	0.00	0.00	0	0.00
36	Laxmi Vilas Bank	0	0.00	0	0.00	0	0.00	0.00	0	0.00
37	Ratnakar Bank	0	0.00	0	0.00	0	0.00	0.00	0	0.00
38	South Indian Bank	0	0.00	0	0.00	0	0.00	0.00	0	0.00
39	Kotak Mahindra Bank	0	0.00	0	0.00	0	0.00	0.00	0	0.00
40	Yes Bank	0	0.00	0	0.00	0	0.00	0.00	0	0.00
41	Tamilnadu Mer. Bank	0	0.00	0	0.00	0	0.00	0.00	0	0.00
	PRIVATE SECTOR BANKS TOTAL	0	0.00	0	0.00	0	0.00	0.00	0	0.00
	COMMERCIAL BANKS TOTAL	17041	6207.31	29	20.45	11177	4678.99	4011.66	11981	3471.89
42	TS Co-op Apex Bank	11	8.44	0	0.00	11	8.44	8.44	11	8.44
43	A P Mahesh Co-op Bank	0	0.00	0	0.00	0	0.00	0.00	0	0.00
	Co-OPERATIVE BANKS TOTAL	11	8.44	0	0.00	11	8.44	8.44	11	8.44
44	APGVB	267	457.59	0	0.00	18	24.56	3.78	11	13.49
45	Telangana Grameena Bank	8248	2489.59	247	287.28	270	242.97	83.43	160	67.17
	REGIONAL RURAL BANKS TOTAL	8515	2947.18	247	287.28	288	267.53	87.21	171	80.66
46	APSFC	0	0.00	0	0.00	0	0.00	0.00	0	0.00
	OTHERS TOTAL	0	0.00	0	0.00	0	0.00	0.00	0	0.00
	GRAND TOTAL	25567	9162.93	276	307.73	11476	4954.96	4107.31	12163	3560.99

Short Term crop Production Loans - Bankwise outstanding, overdues and NPAs as on 31/12/2017 (Rs. In lac)

Sl.No	Name of the Bank	Outstanding		Overdues		NPAs		
		No. of a/c	Amount	No. of a/c	Total Balance in overdue accounts	Actual overdue amount	No. of a/c	Amount
1	Allahabad Bank	6949	4666.36	1711	1218.84	180.89	129	84.55
2	Andhra Bank	635770	643018.43	305642	221114.06	221114.06	19207	15076.49
3	Bank Of Baroda	32505	42497.49	7454	6246.00	2862.00	2370	2775.62
4	Bank of India	7926	6919.73	566	467.49	467.49	566	467.49
5	Bank of Maharashtra	8898	12426.00	1623	4525.00	524.00	1128	4001.00
6	Canara Bank	155221	138719.00	19663	9346.07	8025.42	2844	6486.26
7	Central Bank of India	65524	59250.58	20179	18152.00	6947.00	1248	1966.00
8	Corporation Bank	28723	28528.18	9049	9432.00	5231.00	8392	6235.00
9	Dena Bank	2608	4756.55	0	0.00	0.00	0	0.00
10	IDBI Bank	9655	36372.71	0	0.00	0.00	325	18982.98
11	Indian Bank	82974	71338.00	2205	2621.00	2119.00	555	659.00
12	Indian Overseas Bank	78099	45254.13	11368	7953.25	2252.97	3369	3071.97
13	Oriental Bank of Commerce	991	2501.50	220	684.34	607.64	8	103.18
14	Punjab National Bank	24248	35237.00	6628	3716.28	0.00	863	926.49
15	Punjab & Sind Bank	5	89.64	0	0.00	0.00	0	0.00
16	Syndicate Bank	132301	136737.34	14308	10800.43	4424.12	10990	7705.18
17	UCO Bank	13432	11345.01	1739	1970.94	1052.67	987	983.74
18	Union Bank Of India	86250	77550.53	9951	4777.16	4221.75	7125	2428.33
19	United Bank of India	44	50.29	0	0.00	0.00	0	0.00
20	Vijaya Bank	48031	44925.29	7862	2972.59	2656.60	2855	316.00
21	State Bank of India	1164269	854736.00	292353	318678.00	146255.00	122714	55599.00
	PUBLIC SECTOR BANKS TOTAL	2584423	2256919.76	712521	624675.46	408941.61	185675	127868.28
22	Axis Bank	3486	30047.09	0	0.00	0.00	75	518.47
23	Bhandhan Bank	0	0.00	0	0.00	0.00	0	0.00
24	Catholic Syrian Bank	35	60.38	0	0.00	0.00	0	0.00
25	City Union Bank	9835	7561.35	2132	1588.23	1588.23	2	1.23
26	Development Credit Bank	2351	4619.80	683	1434.34	56.08	8	359.07
27	Dhanalaxmi Bank	1344	2724.42	0	0.00	0.00	0	0.00
28	Federal Bank	2166	3033.00	61	103.00	103.00	0	0.00
29	HDFC Bank	9891	91043.60	0	0.00	0.00	0	0.00
30	ICICI Bank	27321	78653.74	0	0.00	0.00	770	2639.23
31	Indusind Bank	0	0.00	0	0.00	0.00	0	0.00
32	Jammu & Kashmir Bank	0	0.00	0	0.00	0.00	0	0.00
33	Karnataka Bank	3208	5392.93	33	106.02	106.02	33	106.02
34	Karur Vysya Bank	15938	26144.00	30	42.00	42.00	30	42.00
35	KBSLAB	1551	505.78	74	25.95	14.63	95	25.63
36	Laxmi Vilas Bank	3779	4086.48	2999	3139.78	144.90	1	0.44
37	Ratnakar Bank	38	719.85	14	665.00	0.00	14	665.00
38	South Indian Bank	4655	4235.88	172	944.96	0.00	11	5.57
39	Kotak Mahindra Bank	2681	2297.64	0	0.00	0.00	2176	273.13
40	Yes Bank	0	0.00	0	0.00	0.00	0	0.00
41	Tamilnadu Mer. Bank	1977	1341.48	0	0.00	0.00	0	0.00
	PRIVATE SECTOR BANKS TOTAL	90256	262467.42	6198	8049.29	2054.86	3215	4635.79
	COMMERCIAL BANKS TOTAL	2674679	2519387.18	718719	632724.74	410996.47	188890	132504.07
42	TS Co-op Apex Bank	900405	320646	13418	10482.36	8539.43	3063	1913.50
43	A P Mahesh Co-op Bank	0	0.00	0	0.00	0.00	0	0.00
	Co-OPERATIVE BANKS TOTAL	900405	320645.82	13418	10482.36	8539.43	3063	1913.50
44	APGVB	637953	414447.67	315351	202361.40	41671.88	5540	1991.00
45	Telangana Grameena Bank	435620	369719.54	311197	223561.82	60898.24	24101	12514.71
	REGIONAL RURAL BANKS TOTAL	1073573	784167.21	626548	425923.22	102570.12	29641	14505.71
46	APSFC	0	0.00	0	0.00	0.00	0	0.00
	OTHERS TOTAL	0	0.00	0	0.00	0.00	0	0.00
	GRAND TOTAL	4648657	3624200.21	1358685	1069130.32	522106.02	221594	148923.28

Agriculture Term Loans including Allied activities - Bankwise outstanding, overdues and NPAs as on 31/12/2017

Sl.No	Name of the Bank	Outstanding		Overdues			NPAs	
		No. of a/c	Amount	No. of a/c	Total Balance in overdue accounts	Actual overdue amount	No. of a/c	Amount
1	Allahabad Bank	7354	12969.01	2346	3907.69	2277.34	1101	1457.94
2	Andhra Bank	33515	216446.20	22020	98393.59	35942.32	5084	24610.79
3	Bank Of Baroda	2903	15765.26	1067	1314.00	485.25	361	2770.90
4	Bank of India	4589	33079.41	532	5457.03	5457.03	532	5457.03
5	Bank of Maharashtra	4323	11596.00	569	777.00	179.00	225	598.00
6	Canara Bank	17980	130594.00	3672	25664.28	19603.53	1100	8143.50
7	Central Bank of India	2408	25470.73	1695	15245.00	10153.00	751	8901.00
8	Corporation Bank	8034	34872.34	287	8773.00	5603.00	150	3680.00
9	Dena Bank	2	27422.56	0	0.00	0.00	0	0.00
10	IDBI Bank	2530	7446.61	0	0.00	0.00	78	1545.62
11	Indian Bank	1878	28610.00	108	244.00	244.00	64	86.00
12	Indian Overseas Bank	8098	179436.39	2984	75338.51	5144.92	2746	43838.40
13	Oriental Bank of Commerce	160	11273.38	1	3.55	3.55	4	1087.72
14	Punjab National Bank	12400	20332.00	4640	11832.98	0.00	3794	10921.51
15	Punjab & Sind Bank	9	87.08	0	0.00	0.00	0	0.00
16	Syndicate Bank	15416	74789.85	11567	13955.29	1104.62	10055	13805.86
17	UCO Bank	1465	10823.01	367	3723.20	1318.83	265	2983.95
18	Union Bank Of India	14835	47784.49	493	436.23	204.50	1431	1671.27
19	United Bank of India	151	602.29	40	17.35	0.00	40	17.35
20	Vijaya Bank	4292	22573.44	1769	6225.61	4216.76	1524	2008.84
21	State Bank of India	213012	448526.00	34284	117205.00	75505.00	21094	43813.00
	PUBLIC SECTOR BANKS TOTAL	355354	1360500.05	88441	388513.31	167442.65	50399	177398.68
22	Axis Bank	14644	61705.95	3157	43093.95	13390.73	655	2410.50
23	Bhandhan Bank	0	0.00	0	0.00	0.00	0	0.00
24	Catholic Syrian Bank	1	232.65	0	0.00	0.00	0	0.00
25	City Union Bank	143	7555.55	67	2435.44	339.04	4	11.75
26	Development Credit Bank	1697	4626.89	386	1348.38	288.67	122	376.48
27	Dhanalaxmi Bank	2	51.34	1	38.91	26.16	1	26.16
28	Federal Bank	36	1318.00	8	188.00	218.00	3	120.00
29	HDFC Bank	44862	169018.14	0	0.00	0.00	0	0.00
30	ICICI Bank	58490	103621.47	0	0.00	0.00	1303	5543.90
31	Indusind Bank	28450	52905.79	0	0.00	0.00	1595	286.45
32	Jammu & Kashmir Bank	1	47.39	1	47.39	47.39	1	47.39
33	Karnataka Bank	102	4775.26	3	424.07	424.07	3	424.07
34	Karur Vysya Bank	1760	10915.00	0	0.00	0.00	0	0.00
35	KBSLAB	3293	1239.28	459	108.83	58.05	183	31.61
36	Laxmi Vilas Bank	5	195.91	0	0.00	0.00	1	7.50
37	Ratnakar Bank	69	1304.87	26	430.15	430.15	5	150.71
38	South Indian Bank	6578	13340.34	15	461.17	0.00	3	90.84
39	Kotak Mahindra Bank	8317	71143.24	0	0.00	0.00	269	685.94
40	Yes Bank	1695	95468.00	0	0.00	0.00	0	0.00
41	Tamilnadu Mer. Bank	475	2519.53	0	0.00	0.00	0	0.00
	PRIVATE SECTOR BANKS TOTAL	170620	601984.60	4123	48576.29	15222.25	4148	10213.29
	COMMERCIAL BANKS TOTAL	525974	1962484.66	92564	437089.60	182664.91	54547	187611.97
42	TS Co-op Apex Bank	158055	182427.67	22313	28030.04	14701.71	11077	12997.77
43	A P Mahesh Co-op Bank	0	0.00	0	0.00	0.00	0	0.00
	Co-OPERATIVE BANKS TOTAL	158055	182427.67	22313	28030.04	14701.71	11077	12997.77
44	APGVV	109512	238961.45	26627	41119.26	4941.56	9385	6449.59
45	Telangana Grameena Bank	21505	10462.90	12935	6830.76	1860.70	5993	3906.10
	REGIONAL RURAL BANKS TOTAL	131017	249424.35	39562	47950.02	6802.26	15378	10355.69
46	APSFC	0	0.00	0	0.00	0.00	0	0.00
	OTHERS TOTAL	0	0.00	0	0.00	0.00	0	0.00
	GRAND TOTAL	815046	2394336.68	154439	513069.66	204168.88	81002	210965.43

Agriculture & Allied - Indirect Loans - Bankwise outstanding, overdues and NPAs as or (Rs. In lac)

Sl.No	Name of the Bank	Outstanding		Overdues			NPAs	
		No. of a/c	Amount	No. of a/c	Total Balance in overdue accounts	Actual overdue amount	No. of a/c	Amount
1	Allahabad Bank	0	0.00	0	0.00	0.00	0	0.00
2	Andhra Bank	60	49649.67	20	13392.48	2524.09	2	14446.09
3	Bank Of Baroda	0	0.00	0	0.00	0.00	0	0.00
4	Bank of India	0	0.00	0	0.00	0.00	0	0.00
5	Bank of Maharashtra	0	0.00	0	0.00	0.00	0	0.00
6	Canara Bank	0	0.00	0	0.00	0.00	0	0.00
7	Central Bank of India	0	0.00	0	0.00	0.00	0	0.00
8	Corporation Bank	0	0.00	0	0.00	0.00	0	0.00
9	Dena Bank	0	0.00	0	0.00	0.00	0	0.00
10	IDBI Bank	14	0.00	0	0.00	0.00	0	0.00
11	Indian Bank	0	0.00	0	0.00	0.00	0	0.00
12	Indian Overseas Bank	0	0.00	0	0.00	0.00	0	0.00
13	Oriental Bank of Commerce	0	0.00	0	0.00	0.00	0	0.00
14	Punjab National Bank	5	699957.00	2	25134.00	0.00	0	0.00
15	Punjab & Sind Bank	0	0.00	0	0.00	0.00	0	0.00
16	Syndicate Bank	262	369.92	32	46.32	3.12	28	38.66
17	UCO Bank	0	0.00	0	0.00	0.00	0	0.00
18	Union Bank Of India	0	0.00	0	0.00	0.00	0	0.00
19	United Bank of India	41	6668.90	0	0.00	0.00	0	0.00
20	Vijaya Bank	0	0.00	0	0.00	0.00	0	0.00
21	State Bank of India	3	152216.00	0	0.00	0.00	0	0.00
	PUBLIC SECTOR BANKS TOTAL	385	908861.49	54	38572.80	2527.21	30	14484.75
22	Axis Bank	0	0.00	0	0.00	0.00	0	0.00
23	Bhandhan Bank	0	0.00	0	0.00	0.00	0	0.00
24	Catholic Syrian Bank	0	0.00	0	0.00	0.00	0	0.00
25	City Union Bank	0	0.00	0	0.00	0.00	0	0.00
26	Development Credit Bank	67	379.79	21	111.63	1.80	0	0.00
27	Dhanalaxmi Bank	0	0.00	0	0.00	0.00	0	0.00
28	Federal Bank	0	0.00	0	0.00	0.00	0	0.00
29	HDFC Bank	0	0.00	0	0.00	0.00	0	0.00
30	ICICI Bank	0	0.00	0	0.00	0.00	0	0.00
31	Indusind Bank	0	0.00	0	0.00	0.00	0	0.00
32	Jammu & Kashmir Bank	0	0.00	0	0.00	0.00	0	0.00
33	Karnataka Bank	0	0.00	0	0.00	0.00	0	0.00
34	Karur Vysya Bank	4955	14894.00	0	0.00	0.00	0	0.00
35	KBSLAB	0	0.00	0	0.00	0.00	0	0.00
36	Laxmi Vilas Bank	0	0.00	0	0.00	0.00	0	0.00
37	Ratnakar Bank	0	0.00	0	0.00	0.00	0	0.00
38	South Indian Bank	25	3527.77	0	0.00	0.00	0	0.00
39	Kotak Mahindra Bank	0	0.00	0	0.00	0.00	0	0.00
40	Yes Bank	0	0.00	0	0.00	0.00	0	0.00
41	Tamilnadu Mer. Bank	0	0.00	0	0.00	0.00	0	0.00
	PRIVATE SECTOR BANKS TOTAL	5047	18801.56	21	111.63	1.80	0	0.00
	COMMERCIAL BANKS TOTAL	5432	927663.05	75	38684.43	2529.01	30	14484.75
42	TS Co-op Apex Bank	0	0.00	0	0.00	0.00	0	0.00
43	A P Mahesh Co-op Bank	0	0.00	0	0.00	0.00	0	0.00
	Co-OPERATIVE BANKS TOTAL	0	0.00	0	0.00	0.00	0	0.00
44	APGVB	0	0.00	0	0.00	0.00	0	0.00
45	Telangana Grameena Bank	0	0.00	0	0.00	0.00	0	0.00
	REGIONAL RURAL BANKS TOTAL	0	0.00	0	0.00	0.00	0	0.00
46	APSFC	0	0.00	0	0.00	0.00	0	0.00
	OTHERS TOTAL	0	0.00	0	0.00	0.00	0	0.00
	GRAND TOTAL	5432	927663.05	75	38684.43	2529.01	30	14484.75

Total Agriculture Advances - Bankwise outstanding, overdues and NPAs as on 31/12/2017 (Rs. In lac)

Sl.No	Name of the Bank	Outstanding		Overdues			NPAs	
		No. of a/c	Amount	No. of a/c	Total Balance in overdue accounts	Actual overdue amount	No. of a/c	Amount
1	Allahabad Bank	14303	17635.37	4057	5126.53	2458.23	1230	1542.49
2	Andhra Bank	669285	859464.63	327662	319507.65	257056.38	24291	39687.28
3	Bank Of Baroda	35408	58262.75	8521	7560.00	3347.25	2731	5546.52
4	Bank of India	12515	39999.14	1098	5924.52	5924.52	1098	5924.52
5	Bank of Maharashtra	13221	24022.00	2192	5302.00	703.00	1353	4599.00
6	Canara Bank	173201	269313.00	23335	35010.35	27628.95	3944	14629.76
7	Central Bank of India	67932	84721.31	21874	33397.00	17100.00	1999	10867.00
8	Corporation Bank	36757	63400.52	9336	18205.00	10834.00	8542	9915.00
9	Dena Bank	2610	32179.11	0	0.00	0.00	0	0.00
10	IDBI Bank	12185	43819.32	0	0.00	0.00	403	20528.60
11	Indian Bank	84852	99948.00	2313	2865.00	2363.00	619	745.00
12	Indian Overseas Bank	86197	224690.52	14352	83291.76	7397.89	6115	46910.37
13	Oriental Bank of Commerce	1151	13774.88	221	687.89	611.19	12	1190.90
14	Punjab National Bank	36648	55569.00	11268	15549.26	0.00	4657	11848.00
15	Punjab & Sind Bank	14	176.72	0	0.00	0.00	0	0.00
16	Syndicate Bank	147717	211527.19	25875	24755.72	5528.74	21045	21511.04
17	UCO Bank	14897	22168.02	2106	5694.14	2371.50	1252	3967.69
18	Union Bank Of India	101085	125335.02	10444	5213.39	4426.25	8556	4099.60
19	United Bank of India	195	652.58	40	17.35	0.00	40	17.35
20	Vijaya Bank	52323	67498.73	9631	9198.20	6873.36	4379	2324.84
21	State Bank of India	1377281	1303262.00	326637	435883.00	221760.00	143808	99412.00
	PUBLIC SECTOR BANKS TOTAL	2939777	3617419.81	800962	1013188.77	576384.26	236074	305266.96
22	Axis Bank	18130	91753.04	3157	43093.95	13390.73	730	2928.97
23	Bhandhan Bank	0	0.00	0	0.00	0.00	0	0.00
24	Catholic Syrian Bank	36	293.03	0	0.00	0.00	0	0.00
25	City Union Bank	9978	15116.90	2199	4023.67	1927.27	6	12.98
26	Development Credit Bank	4048	9246.69	1069	2782.72	344.75	130	735.55
27	Dhanalaxmi Bank	1346	2775.76	1	38.91	26.16	1	26.16
28	Federal Bank	2202	4351.00	69	291.00	321.00	3	120.00
29	HDFC Bank	54753	260061.74	0	0.00	0.00	0	0.00
30	ICICI Bank	85811	182275.21	0	0.00	0.00	2073	8183.13
31	Indusind Bank	28450	52905.79	0	0.00	0.00	1595	286.45
32	Jammu & Kashmir Bank	1	47.39	1	47.39	47.39	1	47.39
33	Karnataka Bank	3310	10168.19	36	530.09	530.09	36	530.09
34	Karur Vysya Bank	17698	37059.00	30	42.00	42.00	30	42.00
35	KBSLAB	4844	1745.07	533	134.78	72.68	278	57.23
36	Laxmi Vilas Bank	3784	4282.39	2999	3139.78	144.90	2	7.94
37	Ratnakar Bank	107	2024.72	40	1095.15	430.15	19	815.71
38	South Indian Bank	11233	17576.22	187	1406.13	0.00	14	96.41
39	Kotak Mahindra Bank	10998	73440.88	0	0.00	0.00	2445	959.07
40	Yes Bank	1695	95468.00	0	0.00	0.00	0	0.00
41	Tamilnadu Mer. Bank	2452	3861.01	0	0.00	0.00	0	0.00
	PRIVATE SECTOR BANKS TOTAL	260876	864452.02	10321	56625.57	17277.12	7363	14849.08
	COMMERCIAL BANKS TOTAL	3200653	4481871.83	811283	1069814.34	593661.38	243437	320116.04
42	TS Co-op Apex Bank	1058460	503073.49	35731	38512.40	23241.14	14140	14911.27
43	A P Mahesh Co-op Bank	0	0.00	0	0.00	0.00	0	0.00
	Co-OPERATIVE BANKS TOTAL	1058460	503073.49	35731	38512.40	23241.14	14140	14911.27
44	APGVB	747465	653409.12	341978	243480.66	46613.44	14925	8440.59
45	Telangana Grameena Bank	457125	380182.44	324132	230392.58	62758.94	30094	16420.81
	REGIONAL RURAL BANKS TOTAL	1204590	1033591.56	666110	473873.24	109372.38	45019	24861.40
46	APSFC	0	0.00	0	0.00	0.00	0	0.00
	OTHERS TOTAL	0	0.00	0	0.00	0.00	0	0.00
	GRAND TOTAL	5463703	6018536.88	1513124	1582199.98	726274.90	302596	359888.71

Micro & Small, Medium Enterprises : Bank wise outstanding, overdues & NPAs as on 31/12/2017

(Rs. In lac)

Sl.No	Name of the Bank	Outstanding		Overdues			NPAs	
		No. of a/c	Amount	No. of a/c	Total Balance in overdue accounts	Actual overdue amount	No. of a/c	Amount
1	Allahabad Bank	11007	173188.21	1664	32456.94	32456.94	101	1905.52
2	Andhra Bank	80256	716367.42	36771	272429.92	130302.54	8918	68081.88
3	Bank Of Baroda	3411	66260.50	323	7900.00	1275.00	215	9235.75
4	Bank of India	11007	173188.21	1664	32456.94	32456.94	1670	37745.93
5	Bank of Maharashtra	3340	75646.00	0	20854.00	5734.00	453	16620.00
6	Canara Bank	33835	231089.00	4779	44720.32	41154.55	3229	43731.49
7	Central Bank of India	10875	63751.00	4041	17401.00	4509.00	3464	7560.00
8	Corporation Bank	14923	72455.71	5772	25728.00	18215.00	5297	20856.00
9	Dena Bank	2162	22247.12	0	0.00	0.00	0	0.00
10	IDBI Bank	11603	91796.25	0	0.00	0.00	574	29556.08
11	Indian Bank	27909	81744.00	50	873.00	660.00	23	5218.30
12	Indian Overseas Bank	17249	105645.66	5535	32811.71	2585.74	3972	30746.44
13	Oriental Bank of Commerce	3264	37497.40	181	3772.34	3074.17	112	3231.44
14	Punjab National Bank	9105	114858.00	2458	27132.00	0.00	1265	24315.00
15	Punjab & Sind Bank	245	3320.27	5	106.83	106.83	5	106.83
16	Syndicate Bank	24486	132140.42	4181	5077.34	273.31	3755	5342.53
17	UCO Bank	10136	152795.24	621	29646.89	10392.41	461	18914.73
18	Union Bank Of India	15583	90010.95	3539	15032.22	773.24	6311	6092.14
19	United Bank of India	1258	10885.53	0	0.00	0.00	0	0.00
20	Vijaya Bank	7240	50258.09	3488	22357.59	6982.23	2576	15375.35
21	State Bank of India	580693	1126866.00	73421	233216.00	86033.00	75555	413152.00
	PUBLIC SECTOR BANKS TOTAL	879587	3592010.98	148493	823973.04	376984.90	117956	757787.41
22	Axis Bank	6909	173321.31	970	79882.54	22798.91	128	4728.36
23	Bhandhan Bank	91	375.01	0	0.00	0.00	0	0.00
24	Catholic Syrian Bank	24	165.14	0	0.00	0.00	1	2000.00
25	City Union Bank	691	41277.79	74	4084.75	621.31	15	129.40
26	Development Credit Bank	916	20522.56	381	7833.85	237.22	11	83.35
27	Dhanalaxmi Bank	65	2655.38	9	666.02	204.48	9	204.48
28	Federal Bank	167	8731.00	38	1955.00	2080.00	34	1435.00
29	HDFC Bank	40038	384717.12	0	0.00	0.00	0	0.00
30	ICICI Bank	12686	216656.87	0	0.00	0.00	413	11930.53
31	Indusind Bank	27627	95314.05	0	0.00	0.00	1318	384.80
32	Jammu & Kashmir Bank	133	522.97	18	62.33	62.33	18	62.33
33	Karnataka Bank	1107	34102.33	108	1336.68	1336.63	108	1336.68
34	Karur Vysya Bank	3124	75902.00	0	0.00	0.00	0	0.00
35	KBSLAB	8192	3093.46	1031	252.74	123.82	372	77.36
36	Laxmi Vilas Bank	1388	34023.96	198	6845.52	1977.27	50	843.87
37	Ratnakar Bank	3302	67455.76	204	2980.26	2980.26	35	136.85
38	South Indian Bank	700	35757.85	56	3892.34	0.00	29	1599.19
39	Kotak Mahindra Bank	5602	143000.59	0	0.00	0.00	86	1306.01
40	Yes Bank	2430	91712.00	0	0.00	0.00	0	0.00
41	Tamilnadu Mer. Bank	278	10036.06	7	81.07	81.07	7	81.07
	PRIVATE SECTOR BANKS TOTAL	115470	1439343.21	3094	109873.11	32503.31	2634	26339.27
	COMMERCIAL BANKS TOTAL	995057	5031354.19	151587	933846.15	409488.21	120590	784126.68
42	TS Co-op Apex Bank	8491	4623.89	0	0.00	0.00	0	0.00
43	A P Mahesh Co-op Bank	9209	48559.30	260	8390.00	6260.00	188	4725.47
	Co-OPERATIVE BANKS TOTAL	17700	53183.19	260	8390.00	6260.00	188	4725.47
44	APGVB	62588	74229.86	23241	13755.68	3359.81	14789	5000.93
45	Telangana Grameena Bank	45127	44478.96	16463	8098.63	2206.07	12102	5188.52
	REGIONAL RURAL BANKS TOTAL	107715	118708.82	39704	21854.31	5565.88	26891	10189.45
46	APSFC	1991	119492.29	929	53761.74	4823.19	609	27996.01
	OTHERS TOTAL	1991	119492.29	929	53761.74	4823.19	609	27996.01
	GRAND TOTAL	1122463	5322738.50	192480	1017852.19	426137.28	148278	827037.61

Others' under Priority Sector Advances - Bank wise outstanding, overdues & NPAs as on 31/12/17 (Rs. In lac)

Sl.No	Name of the Bank	Outstanding		Overdues			NPAs	
		No. of a/c	Amount	No. of a/c	Total Balance in overdue accounts	Actual overdue amount	No. of a/c	Amount
1	Allahabad Bank	3282	57122.52	718	7921.18	421.91	72	169.47
2	Andhra Bank	40996	276905.55	17262	108487.39	7672.71	5514	7274.65
3	Bank Of Baroda	8954	70400.95	2025	11115.05	3834.05	1761	11667.53
4	Bank of India	6354	45886.76	619	987.49	987.49	619	987.49
5	Bank of Maharashtra	2784	13225.00	372	1638.00	1013.00	264	625.00
6	Canara Bank	8515	51536.00	1267	8488.24	3872.51	1083	2770.62
7	Central Bank of India	5597	38489.92	2077	17957.00	874.00	1326	1479.00
8	Corporation Bank	8402	68609.87	6696	17399.00	12405.00	3846	9996.00
9	Dena Bank	956	7356.64	0	0.00	0.00	0	0.00
10	IDBI Bank	8841	76639.67	0	0.00	0.00	173	1383.26
11	Indian Bank	6307	37248.00	108	393.00	374.00	66	186.43
12	Indian Overseas Bank	6106	53825.34	1535	11663.68	135.99	1120	9315.78
13	Oriental Bank of Commerce	3544	22454.41	93	794.62	446.82	45	467.28
14	Punjab National Bank	4617	32453.00	1457	10712.00	0.00	255	1171.00
15	Punjab & Sind Bank	454	4012.10	37	200.26	200.26	37	200.26
16	Syndicate Bank	29398	92467.88	2127	5863.33	471.07	2184	4948.59
17	UCO Bank	6803	28134.43	1751	8649.68	4104.34	662	4394.62
18	Union Bank Of India	14861	64805.40	303	2925.53	2055.42	27337	1368.27
19	United Bank of India	1130	13756.23	0	0.00	0.00	0	0.00
20	Vijaya Bank	5865	36535.18	1626	5955.91	2276.65	1244	3679.26
21	State Bank of India	118805	991174.00	37722	309550.00	8063.00	10643	17530.00
	PUBLIC SECTOR BANKS TOTAL	292571	2083038.85	77795	530701.36	49208.22	58251	79614.51
22	Axis Bank	11484	114670.40	655	1585.12	93.96	314	8968.84
23	Bhandhan Bank	3	7584	0	0.00	0.00	0	0.00
24	Catholic Syrian Bank	39	318.32	0	0.00	0.00	2	2.82
25	City Union Bank	361	3223.80	137	1293.88	32.72	6	12.67
26	Development Credit Bank	448	4394.42	157	1402.94	11.00	4	12.05
27	Dhanalaxmi Bank	218	2355.87	14	409.52	69.53	14	69.53
28	Federal Bank	1136	10829.00	326	3162.00	3203.00	52	430.00
29	HDFC Bank	24567	126149.10	0	0.00	0.00	0	0.00
30	ICICI Bank	11078	94807.01	0	0.00	0.00	108	671.30
31	Indusind Bank	175	1192.76	0	0.00	0.00	1	4.99
32	Jammu & Kashmir Bank	81	1092.97	4	23.10	23.10	2	23.01
33	Karnataka Bank	1010	10153.73	44	301.97	301.97	44	301.97
34	Karur Vysya Bank	1257	12195.00	17	215.00	215.00	17	215.00
35	KBSLAB	132	144.91	14	14.11	1.93	2	0.77
36	Laxmi Vilas Bank	222	3055.82	29	797.08	53.55	45	64.42
37	Ratnakar Bank	34	2154.53	12	814.99	814.99	0	0.00
38	South Indian Bank	520	6562.30	22	271.90	0.00	14	169.33
39	Kotak Mahindra Bank	3679	16429.42	0	0.00	0.00	182	318.83
40	Yes Bank	860	6227.00	0	0.00	0.00	0	0.00
41	Tamilnadu Mer. Bank	101	787.71	0	0.00	0.00	0	0.00
	PRIVATE SECTOR BANKS TOTAL	57405	424328.21	1431	10291.60	4820.74	807	11265.54
	COMMERCIAL BANKS TOTAL	349976	2507367.06	79226	540992.95	54028.96	59058	90880.05
42	TS Co-op Apex Bank	62957	78481.08	3455	2827.10	1836.37	880	401.84
43	A P Mahesh Co-op Bank	1302	12557.98	0	0.00	0.00	0	0.00
	Co-OPERATIVE BANKS TOTAL	64259	91039.06	3455	2827.10	1836.37	880	401.84
44	APGVB	27017	121457.80	3670	11948.22	2826.84	1771	3055.87
45	Telangana Grameena Bank	7503	46244.89	2573	8751.37	2383.87	1981	3569.19
	REGIONAL RURAL BANKS TOTAL	34520	167702.69	6243	20699.59	5210.71	3752	6625.06
46	APSFC	0	0.00	0	0.00	0.00	0	0.00
	OTHERS TOTAL	0	0.00	0	0.00	0.00	0	0.00
	GRAND TOTAL	448755	2766108.81	88924	564519.64	61076.04	63690	97906.95

Total Priority Sector Advances - Bank wise outstanding, overdues & NPAs as on 31/12/2017 (Rs. In lac)

Sl.No	Name of the Bank	Outstanding		Overdues			NPAs	
		No. of a/c	Amount	No. of a/c	Total Balance in overdue accounts	Actual overdue amount	No. of a/c	Amount
1	Allahabad Bank	21975	139413.13	5763	20035.34	7506.18	1402	3587.84
2	Andhra Bank	790537	1852737.60	381695	700424.96	395031.63	38706	106861.25
3	Bank Of Baroda	47773	194924.20	10869	26575.05	8456.30	4694	25505.05
4	Bank of India	29879	259858.04	3382	39652.88	39652.88	3381	39652.88
5	Bank of Maharashtra	19345	112893.00	2564	27794.00	7450.00	2011	20343.00
6	Canara Bank	215551	551938.00	29381	88218.91	72656.01	8251	56601.64
7	Central Bank of India	84404	186962.23	27992	68755.00	22483.00	6789	19906.00
8	Corporation Bank	60082	204466.10	21804	61332.00	41454.00	17685	40767.00
9	Dena Bank	5728	61782.87	0	0.00	0.00	0	0.00
10	IDBI Bank	32629	212255.24	0	0.00	0.00	1150	51467.94
11	Indian Bank	119068	218940.00	2471	4131.00	3397.00	700	1278.73
12	Indian Overseas Bank	109552	384161.52	21422	127767.15	10119.62	11207	86972.59
13	Oriental Bank of Commerce	7959	73726.69	495	5254.85	4132.18	169	4889.62
14	Punjab National Bank	50378	203842.00	15183	53393.26	0.00	6177	37334.00
15	Punjab & Sind Bank	713	7509.09	42	307.09	307.09	42	307.09
16	Syndicate Bank	201608	436223.34	32183	35696.40	6273.12	26942	31365.07
17	UCO Bank	31836	203097.69	4478	43990.71	16868.25	2375	27277.04
18	Union Bank Of India	131529	280151.37	14286	23171.14	7254.91	42204	11560.01
19	United Bank of India	2583	25294.34	40	17.35	0.00	40	17.35
20	Vijaya Bank	65428	154292.00	14745	37511.69	16132.24	8199	21379.46
21	State Bank of India	2076931	3431751.00	437793	980463.00	316590.00	210995	298726.00
	PUBLIC SECTOR BANKS TOTAL	4105488	9196219.45	1026588	2344491.78	975764.41	393120	885799.56
22	Axis Bank	36523	379744.75	4782	124561.61	36283.60	1170	15200.30
23	Bhandhan Bank	94	7959.16	0	0.00	0.00	0	0.00
24	Catholic Syrian Bank	99	776.49	0	0.00	0.00	2	2.82
25	City Union Bank	11030	59618.49	2410	9402.30	2581.30	27	155.05
26	Development Credit Bank	5412	34163.67	1607	12019.51	592.97	145	830.96
27	Dhanalaxmi Bank	1629	7787.01	24	1114.45	300.17	24	300.17
28	Federal Bank	3505	23911.00	433	5408.00	5604.00	89	1985.00
29	HDFC Bank	119358	770927.96	0	0.00	0.00	0	0.00
30	ICICI Bank	109579	494762.98	0	0.00	0.00	2590	20770.24
31	Indusind Bank	56252	149412.59	0	0.00	0.00	2914	676.24
32	Jammu & Kashmir Bank	215	1663.33	23	132.82	132.82	21	132.73
33	Karnataka Bank	5427	54424.25	188	2168.74	2168.69	188	2168.74
34	Karur Vysya Bank	22079	125156.00	47	257.00	257.00	47	257.00
35	KBSLAB	13168	4983.43	1578	401.64	198.42	652	135.36
36	Laxmi Vilas Bank	5394	41362.17	3226	10782.38	2175.72	97	916.23
37	Ratnakar Bank	3443	71635.01	256	4890.40	4225.40	54	952.55
38	South Indian Bank	12453	59896.37	265	5570.37	0.00	57	1864.93
39	Kotak Mahindra Bank	20283	233741.11	0	0.00	0.00	2713	2583.91
40	Yes Bank	4985	193407.00	0	0.00	0.00	0	0.00
41	Tamilnadu Mer. Bank	2831	14684.78	7	81.07	81.07	7	81.07
	PRIVATE SECTOR BANKS TOTAL	433759	2730017.55	14846	176790.28	54601.17	10797	49013.30
	COMMERCIAL BANKS TOTAL	4539247	11926237.01	1041434	2521282.06	1030365.58	403917	934812.85
42	TS Co-op Apex Bank	1129908	586178.46	39186	41339.50	25077.51	15020	15313.11
43	A P Mahesh Co-op Bank	10511	61117.28	260	8390.00	6260.00	188	4725.47
	Co-OPERATIVE BANKS TOTAL	1140419	647295.74	39446	49729.50	31337.51	15208	20038.58
44	APGVB	837070	849096.78	368889	269184.56	52800.09	31485	16497.39
45	Telangana Grameena Bank	509755	470906.29	343168	247242.58	67348.88	44177	25178.52
	REGIONAL RURAL BANKS TOTAL	1346825	1320003.07	712057	516427.14	120148.97	75662	41675.91
46	APSFC	1991	119492.29	929	53761.74	4823.19	609	27996.01
	OTHERS TOTAL	1991	119492.29	929	53761.74	4823.19	609	27996.01
	GRAND TOTAL	7028482	14013028.11	1793866	3141200.44	1186675.25	495396	1024523.35

Non-Priority Sector Advances - Bank wise outstanding, overdues & NPAs as on 31/12/2017 (Rs. In lac)

Sl.No	Name of the Bank	Outstanding		Overdues			NPAs	
		No. of a/c	Amount	No. of a/c	Total Balance in overdue accounts	Actual overdue amount	No. of a/c	Amount
1	Allahabad Bank	8634	413387.29	1060	83541.85	59629.19	225	50146.65
2	Andhra Bank	246376	2493435.53	26514	1064943.13	317943.85	1494	391176.88
3	Bank Of Baroda	9163	709683.17	4149	8811.87	35481.00	2245	8811.87
4	Bank of India	17486	1359640.96	843	34924.24	34924.25	843	34924.25
5	Bank of Maharashtra	4729	240978.00	552	10729.00	648.00	429	10745.00
6	Canara Bank	19459	1403645.00	6615	524827.85	467199.10	3404	411034.93
7	Central Bank of India	28374	738622.18	10888	323215.00	32315.00	3500	321429.00
8	Corporation Bank	9825	553575.13	1689	117350.00	101271.00	1128	12829.00
9	Dena Bank	6238	125767.30	0	0.00	0.00	0	0.00
10	IDBI Bank	5859	100792.99	0	0.00	0.00	170	2106.14
11	Indian Bank	19277	590817.00	218	7190.00	6066.00	97	5160.82
12	Indian Overseas Bank	28677	893618.10	6676	251392.41	3939.26	5287	230114.17
13	Oriental Bank of Commerce	6150	864527.39	209	298689.61	97.11	44	105.40
14	Punjab National Bank	12076	1492112.00	2287	250380.00	0.00	533	216475.00
15	Punjab & Sind Bank	472	262577.04	0	0.00	0.00	0	0.00
16	Syndicate Bank	75398	330728.02	3458	5135.61	3144.27	4038	7697.14
17	UCO Bank	3061	338631.44	781	120753.00	53199.67	510	98833.76
18	Union Bank Of India	15320	685361.65	2073	155745.57	150974.09	2055	164376.44
19	United Bank of India	1613	213633.22	0	0.00	0.00	0	0.00
20	Vijaya Bank	7826	451449.00	1582	155163.00	63959.99	849	91203.00
21	State Bank of India	3267704	8089689.00	201747	2679014.00	809597.00	34968	1196739.00
	PUBLIC SECTOR BANKS TOTAL	3793717	22352671.41	271341	6091806.14	2140388.78	61819	3253908.45
22	Axis Bank	70834	1617139.21	0	0.00	0.00	1445	272136.67
23	Bhandhan Bank	172	4546.87	0	0.00	0.00	0	0.00
24	Catholic Syrian Bank	5297	10348.69	1	0.00	2000.00	6	2036.99
25	City Union Bank	2310	105903.97	240	13222.60	1051.10	26	10897.96
26	Development Credit Bank	4100	60602.10	1571	23571.81	604.44	11	611.11
27	Dhanalaxmi Bank	1834	16427.79	35	438.06	244.74	35	244.74
28	Federal Bank	13428	87955.00	728	7870.00	8251.00	95	4824.00
29	HDFC Bank	1292461	2557523.72	0	0.00	0.00	0	0.00
30	ICICI Bank	376488	1850210.39	0	0.00	0.00	14733	249084.06
31	Indusind Bank	100280	464796.27	0	0.00	0.00	2897	29692.00
32	Jammu & Kashmir Bank	597	42259.86	83	39922.25	39922.25	80	8796.70
33	Karnataka Bank	4212	122034.39	157	15866.11	15866.07	157	15866.11
34	Karur Vysya Bank	21843	291585.00	920	25442.00	920.00	25442	25442.00
35	KBSLAB	3497	1470.62	200	67.36	51.20	51	6.54
36	Laxmi Vilas Bank	4243	126159.05	283	21281.08	13750.30	168	31883.34
37	Ratnakar Bank	3292	90129.51	62	68.58	68.58	62	68.58
38	South Indian Bank	53482	198939.61	206	57637.99	0.00	7	43996.44
39	Kotak Mahindra Bank	28377	505455.13	0	0.00	0.00	494	40737.54
40	Yes Bank	11866	765708.00	0	0.00	0.00	0	0.00
41	Tamilnadu Mer. Bank	817	94874.15	76	42700.52	42700.52	76	42700.52
	PRIVATE SECTOR BANKS TOTAL	1999430	9014069.33	4562	248088.36	125430.21	45785	779025.30
	COMMERCIAL BANKS TOTAL	5793147	31366740.74	275903	6339894.49	2265818.99	107604	4032933.75
42	TS Co-op Apex Bank	104988	139480.94	7364	2597.42	2597.42	7298	2544.55
43	A P Mahesh Co-op Bank	3480	40536.32	580	1370.00	890.00	237	177.02
	Co-OPERATIVE BANKS TOTAL	108468	180017.26	7944	3967.42	3487.42	7535	2721.57
44	APGVB	115929	129187.80	3865	4803.98	431.73	1853	2755.10
45	Telangana Grameena Bank	87796	75518.33	3770	4873.12	1329.89	1751	2565.30
	REGIONAL RURAL BANKS TOTAL	203725	204706.13	7635	9677.10	1761.62	3604	5320.40
46	APSFC	22	4689.19	10	2159.73	229.61	6	342.36
	OTHERS TOTAL	22	4689.19	10	2159.73	229.61	6	342.36
	GRAND TOTAL	6105362	31756153.32	291492	6355698.74	2271297.64	118749	4041318.09

Total Advances - Bank wise outstanding, overdues & NPAs as on 31/12/2017

(Rs. In lac)

Sl.No	Name of the Bank	Outstanding		Overdues			NPAs	
		No. of a/c	Amount	No. of a/c	Total Balance in overdue accounts	Actual overdue amount	No. of a/c	Amount
1	Allahabad Bank	30609	552800.42	6823	103577.19	67135.37	1627	53734.49
2	Andhra Bank	1036913	4346173.13	408209	1765368.09	712975.48	40200	498038.13
3	Bank Of Baroda	56936	904607.37	15018	35386.92	43937.30	6939	34316.92
4	Bank of India	47365	1619499.00	4225	74577.12	74577.13	4224	74577.13
5	Bank of Maharashtra	24074	353871.00	3116	38523.00	8098.00	2440	31088.00
6	Canara Bank	235010	1955583.00	35996	613046.76	539855.11	11655	467636.57
7	Central Bank of India	112778	925584.41	38880	391970.00	54798.00	10289	341335.00
8	Corporation Bank	69907	758041.23	23493	178682.00	142725.00	18813	53596.00
9	Dena Bank	11966	187550.17	0	0.00	0.00	0	0.00
10	IDBI Bank	38488	313048.23	0	0.00	0.00	1320	53574.08
11	Indian Bank	138345	809757.00	2689	11321.00	9463.00	797	6439.55
12	Indian Overseas Bank	138229	1277779.62	28098	379159.56	14058.88	16494	317086.76
13	Oriental Bank of Commerce	14109	938254.08	704	303944.46	4229.29	213	4995.02
14	Punjab National Bank	62454	1695954.00	17470	303773.26	0.00	6710	253809.00
15	Punjab & Sind Bank	1185	270086.13	42	307.09	307.09	42	307.09
16	Syndicate Bank	277006	766951.36	35641	40832.01	9417.39	30980	39062.21
17	UCO Bank	34897	541729.13	5259	164743.71	70067.92	2885	126110.80
18	Union Bank Of India	146849	965513.02	16359	178916.71	158229.00	44259	175936.45
19	United Bank of India	4196	238927.56	40	17.35	0.00	40	17.35
20	Vijaya Bank	73254	605741.00	16327	192674.69	80092.23	9048	112582.46
21	State Bank of India	5344635	11521440.00	639540	3659477.00	1126187.00	245963	1495465.00
	PUBLIC SECTOR BANKS TOTAL	7899205	31548890.86	1297929	8436297.92	3116153.19	454939	4139708.01
22	Axis Bank	107357	1996883.96	4782	124561.61	36283.60	2615	287336.97
23	Bhandhan Bank	266	12506.03	0	0.00	0.00	0	0.00
24	Catholic Syrian Bank	5396	11125.18	1	0.00	2000.00	8	2039.81
25	City Union Bank	13340	165522.46	2650	22624.90	3632.40	53	11053.01
26	Development Credit Bank	9512	94765.77	3178	35591.31	1197.41	156	1442.07
27	Dhanalaxmi Bank	3463	24214.80	59	1552.51	544.91	59	544.91
28	Federal Bank	16933	111866.00	1161	13278.00	13855.00	184	6809.00
29	HDFC Bank	1411819	3328451.68	0	0.00	0.00	0	0.00
30	ICICI Bank	486067	2344973.37	0	0.00	0.00	17323	269854.30
31	Indusind Bank	156532	614208.87	0	0.00	0.00	5811	30368.24
32	Jammu & Kashmir Bank	812	43923.19	106	40055.07	40055.07	101	8929.43
33	Karnataka Bank	9639	176458.64	345	18034.85	18034.76	345	18034.85
34	Karur Vysya Bank	43922	416741.00	967	25699.00	1177.00	25489	25699.00
35	KBSLAB	16665	6454.05	1778	468.99	249.63	703	141.90
36	Laxmi Vilas Bank	9637	167521.22	3509	32063.46	15926.03	265	32799.57
37	Ratnakar Bank	6735	161764.52	318	4958.98	4293.98	116	1021.13
38	South Indian Bank	65935	258835.98	471	63208.36	0.00	64	45861.37
39	Kotak Mahindra Bank	48660	739196.24	0	0.00	0.00	3207	43321.45
40	Yes Bank	16851	959115.00	0	0.00	0.00	0	0.00
41	Tamilnadu Mer. Bank	3648	109558.93	83	42781.59	42781.59	83	42781.59
	PRIVATE SECTOR BANKS TOTAL	2433189	11744086.89	19408	424878.64	180031.37	56582	828038.59
	COMMERCIAL BANKS TOTAL	10332394	43292977.75	1317337	8861176.55	3296184.57	511521	4967746.60
42	TS Co-op Apex Bank	1234896	725659.40	46550	43936.92	27674.93	22318	17857.66
43	A P Mahesh Co-op Bank	13991	101653.60	840	9760.00	7150.00	425	4902.49
	Co-OPERATIVE BANKS TOTAL	1248887	827313.00	47390	53696.92	34824.93	22743	22760.15
44	APGVB	952999	978284.58	372754	273988.54	53231.82	33338	19252.49
45	Telangana Grameena Bank	597551	546424.62	346938	252115.70	68678.77	45928	27743.82
	REGIONAL RURAL BANKS TOTAL	1550550	1524709.20	719692	526104.24	121910.59	79266	46996.31
46	APSFC	2013	124181.48	939	55921.46	5052.80	615	28338.37
	OTHERS TOTAL	2013	124181.48	939	55921.46	5052.80	615	28338.37
	GRAND TOTAL	13133844	45769181.43	2085358	9496899.18	3457972.89	614145	5065841.44

Education Loans - Bank wise outstanding, overdues & NPAs as on 31/12/2017 (Rs. In lac)

Sl.No	Name of the Bank	Outstanding		Overdues			NPAs	
		No. of a/c	Amount	No. of a/c	Total Balance in overdue accounts	Actual overdue amount	No. of a/c	Amount
1	Allahabad Bank	950	2566.18	212	936.31	145.67	64	153.83
2	Andhra Bank	9775	49360.70	2678	12905.66	2019.59	598	1115.09
3	Bank Of Baroda	1203	8977.63	465	2054.00	931.00	165	598.00
4	Bank of India	1259	6662.39	73	159.04	159.04	73	159.04
5	Bank of Maharashtra	509	3484.00	56	465.00	156.00	45	309.00
6	Canara Bank	3540	19071.00	267	1757.39	1024.56	232	650.00
7	Central Bank of India	1455	4343.00	352	2142.00	164.00	180	266.00
8	Corporation Bank	1217	5649.77	379	1642.00	1290.00	352	912.00
9	Dena Bank	245	1940.96	0	0.00	0.00	0	0.00
10	IDBI Bank	1403	9390.34	0	0.00	0.00	20	65.01
11	Indian Bank	861	5383.16	26	32.00	18.00	26	14.23
12	Indian Overseas Bank	1550	8023.85	375	1682.45	20.47	195	1045.24
13	Oriental Bank of Commerce	1127	4837.43	26	70.57	41.07	17	40.70
14	Punjab National Bank	1423	8244.00	158	250.00	0.00	87	185.00
15	Punjab & Sind Bank	35	234.84	1	6.42	6.42	1	6.42
16	Syndicate Bank	3988	18951.31	206	793.65	34.18	371	867.70
17	UCO Bank	1050	2978.33	451	1597.63	115.26	375	1022.32
18	Union Bank Of India	1479	8053.74	55	91.22	192.00	741	44.11
19	United Bank of India	114	677.65	0	0.00	0.00	0	0.00
20	Vijaya Bank	1705	8457.00	398	623.84	287.71	325	336.13
21	State Bank of India	24542	117330.00	6082	27229.00	2369.00	1800	4228.00
	PUBLIC SECTOR BANKS TOTAL	59430	294617.28	12260	54438.18	8973.97	5667	12017.82
22	Axis Bank	1284	4973.54	258	959.30	27.14	11	41.90
23	Bhandhan Bank	1	3.79	0	0.00	0.00	0	0.00
24	Catholic Syrian Bank	7	28.59	0	0.00	0.00	2	2.82
25	City Union Bank	43	284.95	19	111.34	14.34	5	9.33
26	Development Credit Bank	23	68.55	6	22.57	1.84	2	6.24
27	Dhanalaxmi Bank	16	93.16	0	0.00	0.00	0	0.00
28	Federal Bank	54	216.00	9	25.00	25.00	4	5.00
29	HDFC Bank	159	425.58	0	0.00	0.00	0	0.00
30	ICICI Bank	18	30.43	0	0.00	0.00	11	11.14
31	Indusind Bank	0	0.00	0	0.00	0.00	0	0.00
32	Jammu & Kashmir Bank	11	70.58	2	0.09	0.09	0	0.00
33	Karnataka Bank	79	439.51	3	11.61	11.61	3	11.61
34	Karur Vysya Bank	243	1516.00	7	92.00	92.00	7	92.00
35	KBSLAB	0	0.00	0	0.00	0.00	0	0.00
36	Laxmi Vilas Bank	21	132.90	5	93.64	21.94	0	0.00
37	Ratnakar Bank	0	0.00	0	0.00	0.00	0	0.00
38	South Indian Bank	45	303.11	2	15.45	0.00	0	0.00
39	Kotak Mahindra Bank	13	30.24	0	0.00	0.00	9	15.62
40	Yes Bank	0	0.00	0	0.00	0.00	0	0.00
41	Tamilnadu Mer. Bank	10	69.85	0	0.00	0.00	0	0.00
	PRIVATE SECTOR BANKS TOTAL	2027	8686.78	311	1331.00	193.96	54	195.67
	COMMERCIAL BANKS TOTAL	61457	303304.06	12571	55769.18	9167.93	5721	12213.49
42	TS Co-op Apex Bank	927	7670	70	80.64	59.27	0	0.00
43	A P Mahesh Co-op Bank	86	868.14	0	0.00	0.00	0	0.00
	Co-OPERATIVE BANKS TOTAL	1013	8538.04	70	80.64	59.27	0	0.00
44	APGVB	1803	6064.99	472	738.59	497.58	282	377.79
45	Telangana Grameena Bank	800	2510.60	198	425.62	115.94	161	310.47
	REGIONAL RURAL BANKS TOTAL	2603	8575.59	670	1164.21	613.52	443	688.26
46	APSFC	0	0.00	0	0.00	0.00	0	0.00
	OTHERS TOTAL	0	0.00	0	0.00	0.00	0	0.00
	GRAND TOTAL	65073	320417.69	13311	57014.03	9840.72	6164	12901.75

Housing Loans - Bank wise outstanding, overdues & NPAs as on 31/12/2017 (Rs. In lac)

Sl.No	Name of the Bank	Outstanding		Overdues			NPAs	
		No. of a/c	Amount	No. of a/c	Total Balance in overdue accounts	Actual overdue amount	No. of a/c	Amount
1	Allahabad Bank	2166	22674.52	506	6984.87	276.24	8	15.64
2	Andhra Bank	31195	223594.92	14568	92714.40	5406.71	4908	6144.64
3	Bank Of Baroda	4933	34631.17	1560	6504.00	2058.00	568	1008.00
4	Bank of India	4085	38931.85	496	823.91	823.91	496	823.91
5	Bank of Maharashtra	2275	9741.00	316	1173.00	857.00	219	316.00
6	Canara Bank	4456	31045.00	929	6498.63	2658.69	817	1945.00
7	Central Bank of India	4090	30684.00	1725	15815.00	710.00	1146	1213.00
8	Corporation Bank	3662	31843.78	1932	8043.00	5674.00	1353	4592.00
9	Dena Bank	711	5415.68	0	0.00	0.00	0	0.00
10	IDBI Bank	7428	67219.17	0	0.00	0.00	153	1318.25
11	Indian Bank	3337	30599.00	21	285.00	285.00	6	128.00
12	Indian Overseas Bank	4397	45682.60	1145	9965.11	110.52	917	8261.54
13	Oriental Bank of Commerce	2025	15338.87	52	664.86	402.56	27	423.39
14	Punjab National Bank	2718	21709.00	1046	10335.00	0.00	73	923.00
15	Punjab & Sind Bank	238	3278.91	36	193.84	193.84	36	193.84
16	Syndicate Bank	6152	38972.58	448	2754.11	356.89	839	2544.11
17	UCO Bank	2422	21906.81	437	5123.56	2705.05	148	2519.75
18	Union Bank Of India	5499	50081.55	175	2551.05	1851.00	23173	423.75
19	United Bank of India	1012	13050.66	0	0.00	0.00	0	0.00
20	Vijaya Bank	3319	24481.00	987	3882.93	1912.32	714	1970.61
21	State Bank of India	91575	861026.00	30917	279805.00	5096.00	8222	12466.00
	PUBLIC SECTOR BANKS TOTAL	187695	1621908.07	57296	454117.26	31377.73	43823	47230.43
22	Axis Bank	10130	67707.26	397	625.82	66.82	51	439.13
23	Bhandhan Bank	0	0.00	0	0.00	0.00	0	0.00
24	Catholic Syrian Bank	29	166.78	0	0.00	0.00	0	0.00
25	City Union Bank	317	2938.72	117	1182.41	18.36	1	3.34
26	Development Credit Bank	418	3587.50	151	1380.37	9.16	2	5.81
27	Dhanalaxmi Bank	202	2262.71	8	135.45	69.53	8	69.53
28	Federal Bank	1080	10608.00	315	3132.00	3173.00	48	425.00
29	HDFC Bank	18716	124777.29	0	0.00	0.00	0	0.00
30	ICICI Bank	11054	94775.60	0	0.00	0.00	96	659.96
31	Indusind Bank	105	1068.92	0	0.00	0.00	1	4.99
32	Jammu & Kashmir Bank	50	710.35	2	23.01	23.01	2	23.01
33	Karnataka Bank	857	9686.04	41	290.36	290.36	41	290.36
34	Karur Vysya Bank	960	8678.00	10	123.00	123.00	10	123.00
35	KBSLAB	132	144.91	14	14.11	1.93	2	0.77
36	Laxmi Vilas Bank	120	1208.35	2	32.41	0.21	6	19.43
37	Ratnakar Bank	32	213.92	11	1.15	1.15	0	0.00
38	South Indian Bank	464	5922.33	20	256.45	0.00	14	169.33
39	Kotak Mahindra Bank	2624	12653.60	0	0.00	0.00	171	302.46
40	Yes Bank	856	4331.00	0	0.00	0.00	0	0.00
41	Tamilnadu Mer. Bank	80	716.53	0	0.00	0.00	0	0.00
	PRIVATE SECTOR BANKS TOTAL	48226	352157.81	1088	7196.53	3776.52	453	2536.11
	COMMERCIAL BANKS TOTAL	235921	1974065.88	58384	461313.80	35154.25	44276	49766.54
42	TS Co-op Apex Bank	792	5100.05	2	0.44	0.44	0	0.00
43	A P Mahesh Co-op Bank	961	9989.84	0	0.00	0.00	0	0.00
	Co-OPERATIVE BANKS TOTAL	1753	15089.89	2	0.44	0.44	0	0.00
44	APGVB	7991	73220.46	1095	6548.11	992.61	501	1472.94
45	Telangana Grameena Bank	6703	43734.29	2375	8325.75	2267.93	1820	3258.72
	REGIONAL RURAL BANKS TOTAL	14694	116954.75	3470	14873.86	3260.54	2321	4731.66
46	APSFC	0	0.00	0	0.00	0.00	0	0.00
	OTHERS TOTAL	0	0.00	0	0.00	0.00	0	0.00
	GRAND TOTAL	252368	2106110.52	61856	476188.10	38415.23	46597	54498.20

SOCIAL INFRASTRUCTURE - BANK-WISE PERFORMANCE AS ON 31/12/2017

(Rs. In lac)

Sl.No	Name of the Bank	Outstanding		Disbursement		Overdue Position			NPAs position	
		No. of a/c	Amount	No. of a/c	Amount	No. of a/c	Total Balance in overdue accounts	Actual overdue amount	No. of a/c	Amount
1	Allahabad Bank	0	0.00	0	0.00	0	0.00	0.00	0	0.00
2	Andhra Bank	8	250.13	3	30.30	4	78.49	1.75	0	0.00
3	Bank Of Baroda	0	0.00	0	0.00	0	0.00	0.00	0	0.00
4	Bank of India	0	0.00	0	0.00	0	0.00	0.00	0	0.00
5	Bank of Maharashtra	0	0.00	0	0.00	0	0.00	0.00	0	0.00
6	Canara Bank	1	94.00	0	0.00	0	0.00	0.00	0	0.00
7	Central Bank of India	0	0.00	0	0.00	0	0.00	0.00	0	0.00
8	Corporation Bank	58	3411.38	18	866.41	7	1167.00	763.00	3	835.00
9	Dena Bank	0	0.00	0	0.00	0	0.00	0.00	0	0.00
10	IDBI Bank	10	30.16	6	17.50	0	0.00	0.00	0	0.00
11	Indian Bank	7	128.58	3	64.51	0	0.00	0.00	0	0.00
12	Indian Overseas Bank	0	0.00	0	0.00	0	0.00	0.00	0	0.00
13	Oriental Bank of Commerce	0	0.00	0	0.00	0	0.00	0.00	0	0.00
14	Punjab National Bank	0	0.00	0	0.00	0	0.00	0.00	0	0.00
15	Punjab & Sind Bank	0	0.00	0	0.00	0	0.00	0.00	0	0.00
16	Syndicate Bank	2533	5020.00	633	1255.00	380	753.00	7.11	253	502.11
17	UCO Bank	0	0.00	0	0.00	0	0.00	0.00	0	0.00
18	Union Bank Of India	199	1982.41	39	215.45	0	0.00	0.00	0	0.00
19	United Bank of India	0	0.00	0	0.00	0	0.00	0.00	0	0.00
20	Vijaya Bank	0	0.00	0	0.00	0	0.00	0.00	0	0.00
21	State Bank of India	41	545.00	4	31.00	27	439.00	226.00	8	53.00
	PUBLIC SECTOR BANKS TOTAL	2857	11461.66	706	2480.17	418	2437.49	997.86	264	1390.11
22	Axis Bank	0	0.00	0	0.00	0	0.00	0.00	0	0.00
23	Bhandhan Bank	0	0.00	0	0.00	0	0.00	0.00	0	0.00
24	Catholic Syrian Bank	0	0.00	0	0.00	0	0.00	0.00	0	0.00
25	City Union Bank	0	0.00	0	0.00	0	0.00	0.00	0	0.00
26	Development Credit Bank	4	446.71	5	210.47	0	0.00	0.00	0	0.00
27	Dhanalaxmi Bank	0	0.00	0	0.00	0	0.00	0.00	0	0.00
28	Federal Bank	0	0.00	0	0.00	0	0.00	0.00	0	0.00
29	HDFC Bank	1	52.49	1	55.97	0	0.00	0.00	0	0.00
30	ICICI Bank	0	0.00	0	0.00	0	0.00	0.00	0	0.00
31	Indusind Bank	0	0.00	0	0.00	0	0.00	0.00	0	0.00
32	Jammu & Kashmir Bank	0	0.00	0	0.00	0	0.00	0.00	0	0.00
33	Karnataka Bank	0	0.00	0	0.00	0	0.00	0.00	0	0.00
34	Karur Vysya Bank	30	371.00	0	0.00	0	0.00	0.00	0	0.00
35	KBSLAB	0	0.00	0	0.00	0	0.00	0.00	0	0.00
36	Laxmi Vilas Bank	0	0.00	0	0.00	0	0.00	0.00	0	0.00
37	Ratnakar Bank	0	0.00	0	0.00	0	0.00	0.00	0	0.00
38	South Indian Bank	1	36.11	0	0.00	0	0.00	0.00	0	0.00
39	Kotak Mahindra Bank	0	0.00	0	0.00	0	0.00	0.00	0	0.00
40	Yes Bank	0	0.00	0	0.00	0	0.00	0.00	0	0.00
41	Tamilnadu Mer. Bank	0	0.00	0	0.00	0	0.00	0.00	0	0.00
	PRIVATE SECTOR BANKS TOTAL	36	906.31	6	266.44	0	0.00	0.00	0	0.00
	COMMERCIAL BANKS TOTAL	2893	12367.97	712	2746.61	418	2437.49	997.86	264	1390.11
42	TS Co-op Apex Bank	0	0.00	0	0.00	0	0.00	0.00	0	0.00
43	A P Mahesh Co-op Bank	0	0.00	0	0.00	0	0.00	0.00	0	0.00
	Co-OPERATIVE BANKS TOTAL	0	0.00	0	0.00	0	0.00	0.00	0	0.00
44	APGVB	0	0.00	0	0.00	0	0.00	0.00	0	0.00
45	Telangana Grameena Bank	0	0.00	0	0.00	0	0.00	0.00	0	0.00
	REGIONAL RURAL BANKS TOTAL	0	0.00	0	0.00	0	0.00	0.00	0	0.00
46	APSFC	0	0.00	0	0.00	0	0.00	0.00	0	0.00
	OTHERS TOTAL	0	0.00	0	0.00	0	0.00	0.00	0	0.00
	GRAND TOTAL	2893	12367.97	712	2746.61	418	2437.49	997.86	264	1390.11

Bank wise Weaver Credit Cards, overdues & NPAs as on 31/12/2017

(Rs. In lac)

Sl.No	Name of the Bank	Outstanding		Overdues			NPAs	
		No. of a/c	Amount	No. of a/c	Total Balance in overdue accounts	Actual overdue amount	No. of a/c	Amount
1	Allahabad Bank	0	0.00	0	0.00	0.00	0	0.00
2	Andhra Bank	872	356.49	369	182.82	39.16	142	40.56
3	Bank Of Baroda	0	0.00	0	0.00	0.00	0	0.00
4	Bank of India	0	0.00	0	0.00	0.00	0	0.00
5	Bank of Maharashtra	0	0.00	0	0.00	0.00	0	0.00
6	Canara Bank	955	513.13	669	396.63	59.76	211	121.00
7	Central Bank of India	0	0.00	0	0.00	0.00	0	0.00
8	Corporation Bank	0	0.00	0	0.00	0.00	0	0.00
9	Dena Bank	0	0.00	0	0.00	0.00	0	0.00
10	IDBI Bank	67	35.49	0	0.00	0.00	36	20.61
11	Indian Bank	0	0.00	0	0.00	0.00	0	0.00
12	Indian Overseas Bank	0	0.00	0	0.00	0.00	0	0.00
13	Oriental Bank of Commerce	0	0.00	0	0.00	0.00	0	0.00
14	Punjab National Bank	0	0.00	0	0.00	0.00	0	0.00
15	Punjab & Sind Bank	0	0.00	0	0.00	0.00	0	0.00
16	Syndicate Bank	0	0.00	0	0.00	0.00	0	0.00
17	UCO Bank	0	0.00	0	0.00	0.00	0	0.00
18	Union Bank Of India	176	119.35	21	18.43	8.53	18	5.62
19	United Bank of India	0	0.00	0	0.00	0.00	0	0.00
20	Vijaya Bank	0	0.00	0	0.00	0.00	0	0.00
21	State Bank of India	0	0.00	0	0.00	0.00	0	0.00
	PUBLIC SECTOR BANKS TOTAL	2070	1024.46	1059	597.88	107.45	407	187.79
22	Axis Bank	0	0.00	0	0.00	0.00	0	0.00
23	Bhandhan Bank	0	0.00	0	0.00	0.00	0	0.00
24	Catholic Syrian Bank	0	0.00	0	0.00	0.00	0	0.00
25	City Union Bank	0	0.00	0	0.00	0.00	0	0.00
26	Development Credit Bank	0	0.00	0	0.00	0.00	0	0.00
27	Dhanalaxmi Bank	0	0.00	0	0.00	0.00	0	0.00
28	Federal Bank	0	0.00	0	0.00	0.00	0	0.00
29	HDFC Bank	0	0.00	0	0.00	0.00	0	0.00
30	ICICI Bank	0	0.00	0	0.00	0.00	0	0.00
31	Indusind Bank	0	0.00	0	0.00	0.00	0	0.00
32	Jammu & Kashmir Bank	0	0.00	0	0.00	0.00	0	0.00
33	Karnataka Bank	0	0.00	0	0.00	0.00	0	0.00
34	Karur Vysya Bank	0	0.00	0	0.00	0.00	0	0.00
35	KBSLAB	0	0.00	0	0.00	0.00	0	0.00
36	Laxmi Vilas Bank	0	0.00	0	0.00	0.00	0	0.00
37	Ratnakar Bank	0	0.00	0	0.00	0.00	0	0.00
38	South Indian Bank	0	0.00	0	0.00	0.00	0	0.00
39	Kotak Mahindra Bank	0	0.00	0	0.00	0.00	0	0.00
40	Yes Bank	0	0.00	0	0.00	0.00	0	0.00
41	Tamilnadu Mer. Bank	0	0.00	0	0.00	0.00	0	0.00
	PRIVATE SECTOR BANKS TOTAL	0	0.00	0	0.00	0.00	0	0.00
	COMMERCIAL BANKS TOTAL	2070	1024.46	1059	597.88	107.45	407	187.79
42	TS Co-op Apex Bank	0	0.00	0	0.00	0.00	0	0.00
43	A P Mahesh Co-op Bank	0	0.00	0	0.00	0.00	0	0.00
	Co-OPERATIVE BANKS TOTAL	0	0.00	0	0.00	0.00	0	0.00
44	APGVB	0	0.00	0	0.00	0.00	0	0.00
45	Telangana Grameena Bank	256	76.81	0	0.00	0.00	0	0.00
	REGIONAL RURAL BANKS TOTAL	256	76.81	0	0.00	0.00	0	0.00
46	APSFC	0	0.00	0	0.00	0.00	0	0.00
	OTHERS TOTAL	0	0.00	0	0.00	0.00	0	0.00
	GRAND TOTAL	2326	1101.27	1059	597.88	107.45	407	187.79

SLBC TELANAGANA

CONVENOR :  SBI

BANK-WISE DISTRICT-WISE ALLOCATION OF JLGs TARGETS FOR THE YEAR 2017-18

Name of the Bank	Adilabad	Bhadraddri	Hyderabad	Jagtial	Janagaon	Jayashank	Jogulamba	Kamaredd	Karimnaga	Khammar	Komaram	Mahabuba	Mahabub	Mancheria	Medak	Medchal	Nagarkurn	Nalgonda	Nirmal	Nizamaba	Peddapall	Rajanna
Allahabad Bank	0	0	0	0	0	0	0	0	0	0	0	0	0	0	0	0	0	0	25	0	0	0
Andhra Bank	0	150	0	150	75	125	75	225	275	200	75	75	125	150	125	50	175	200	150	225	175	125
Bank of Baroda	0	0	0	0	50	0	0	0	0	0	0	0	0	0	0	0	0	0	0	25	0	0
Bank of India	0	0	0	0	0	0	0	0	0	0	0	0	0	0	0	100	0	25	0	0	25	0
Bank of Maharashtra	100	0	0	0	0	0	0	0	0	0	0	0	0	0	0	0	0	0	25	0	0	0
Canara Bank	25	0	0	0	50	75	50	0	0	0	0	50	0	25	50	100	0	25	0	200	25	0
Central Bank of India	0	0	0	0	50	0	25	0	0	25	0	0	25	0	50	50	25	100	0	0	0	0
Corporation Bank	0	0	0	0	0	0	0	0	0	0	0	0	25	0	0	25	0	25	0	75	0	0
Dena Bank	0	0	0	0	0	0	0	0	0	0	0	0	0	0	0	0	0	0	0	25	0	0
IDBI Bank	0	0	0	0	0	0	0	0	0	0	0	0	0	0	0	25	0	25	0	0	0	0
Indian Bank	0	0	0	75	25	0	75	0	100	0	0	75	25	0	50	75	0	25	0	75	50	0
Indian Overseas Bank	0	0	0	0	0	0	0	50	25	100	0	25	75	0	0	0	25	0	0	50	50	50
Oriental Bank of Commerce	0	0	0	0	0	0	0	0	0	0	0	0	0	0	0	0	0	0	0	0	0	0
Punjab National Bank	0	0	0	0	25	25	0	25	0	0	0	0	0	0	0	0	25	75	0	0	0	25
Punjab & Sind Bank	0	0	0	0	0	0	0	0	0	0	0	0	0	0	0	0	0	0	0	0	0	0
Syndicate Bank	0	50	0	50	0	50	25	200	25	0	0	0	0	0	50	0	0	25	0	250	0	0
UCO Bank	0	0	0	0	0	0	0	0	0	0	0	0	0	0	25	0	25	0	0	0	0	0
Union Bank of India	0	0	0	50	0	50	25	0	25	75	0	0	0	0	0	25	50	50	25	25	0	0
United Bank of India	0	0	0	0	0	0	0	0	0	0	0	0	0	0	0	0	0	0	0	0	0	0
Vijaya Bank	0	25	0	0	0	0	0	0	25	25	0	0	0	0	25	25	50	0	0	100	0	25
State Bank of India	150	300	0	150	150	200	75	325	275	500	175	175	675	175	225	375	250	450	275	975	325	75
Axis Bank	0	0	0	0	0	0	0	0	0	25	0	0	0	0	0	25	0	0	0	0	0	0
Bhandhan Bank	0	0	0	0	0	0	0	0	0	0	0	0	0	0	0	0	0	0	0	0	0	0
Catholic Syrian Bank	0	0	0	0	0	0	0	0	0	0	0	0	0	0	0	0	0	0	0	0	0	0
City Union Bank	0	0	0	0	0	0	0	0	0	0	0	0	0	0	0	0	0	0	0	0	0	0
Development Credit Bank	0	0	0	25	0	0	0	0	50	25	0	0	0	0	0	0	0	0	0	25	0	0
Dhanalakshmi Bank	0	0	0	0	0	0	0	0	0	0	0	0	0	0	0	0	0	0	0	0	0	0
Federal Bank	0	0	0	0	0	0	0	0	0	0	0	0	0	0	0	0	0	0	0	0	0	0
HDFC Bank	0	0	0	100	0	0	0	0	150	0	0	0	25	0	0	25	0	0	225	0	0	0
ICICI Bank	0	0	0	150	50	0	50	0	100	0	0	0	150	0	200	50	50	0	0	0	50	50
Indusind Bank	0	0	0	0	0	0	0	0	0	0	0	0	0	0	0	0	0	25	0	0	0	0
Jammu & Kashmir Bank	0	0	0	0	0	0	0	0	0	0	0	0	0	0	0	0	0	0	0	0	0	0
Karnataka Bank	0	0	0	0	0	0	0	0	0	0	0	0	0	0	0	0	0	0	0	0	0	0
Karur Vysya Bank	0	0	0	0	0	0	0	0	0	0	0	0	0	0	0	25	0	0	0	0	0	0
KBSLAB	0	0	0	0	0	0	0	0	0	0	0	0	0	0	0	0	0	0	0	0	0	0
Lakshmi Vilas Bank	0	0	0	0	0	0	0	0	0	50	0	0	0	0	0	25	0	0	0	0	0	0
Ratnakar Bank	0	0	0	0	0	0	0	0	0	0	0	0	0	0	0	0	0	0	0	0	0	0
South Indian Bank	0	0	0	0	0	0	0	0	0	0	0	0	0	0	0	50	0	0	0	0	0	0
Kotak Mahindra Bank	0	0	0	0	25	25	0	0	25	25	0	0	25	0	0	0	0	0	0	100	0	0
Yes Bank	0	0	0	0	0	0	0	0	0	0	0	0	0	0	0	0	0	0	0	0	0	0
Tamilnadu Mer. Bank	0	0	0	0	0	0	0	0	0	0	0	0	0	0	0	0	0	0	0	0	0	0
Commercial Banks Total	275	525	0	750	500	550	400	825	1075	1050	250	400	1150	350	800	1050	675	1050	500	2375	700	350
TSCAB	50	200	0	275	50	100	25	625	175	250	100	100	25	25	100	0	25	200	50	500	125	150
MAHESH CO.OP BANK	0	0	0	0	0	0	0	0	0	0	0	0	0	0	0	0	0	0	0	0	0	0
Co-operative Banks Total	50	200	0	275	50	100	25	625	175	250	100	100	25	25	100	0	25	200	50	500	125	150
APGVB	0	475	0	0	225	375	150	0	0	875	0	100	625	0	400	0	475	875	0	0	0	0
DGB	650	0	0	600	0	75	0	475	525	0	375	0	25	625	0	475	0	0	600	950	275	275
Regional Rural Banks Total	650	475	0	600	225	450	150	475	525	875	375	100	650	625	400	475	475	875	600	950	275	275
Grand Total	975	1200	0	1625	775	1100	575	1925	1775	2175	725	600	1825	1000	1300	1525	1175	2125	1150	3825	1100	775

CONVENOR :  SBI

Rangaredd	Sangaredd	Siddipet	Suryapet	Vikarabad	Wanapart	Warangal	Warangal	Yadadri	Total
0	50	0	0	0	0	25	25	0	125
325	75	225	175	175	100	175	50	75	4300
50	25	25	0	0	0	0	25	0	200
75	0	0	0	0	0	0	50	0	275
0	0	0	0	0	0	0	0	0	125
125	75	0	50	125	0	0	0	0	1050
25	0	25	0	0	0	0	0	75	475
150	75	0	0	0	0	75	0	25	475
50	0	0	0	25	0	0	0	0	100
0	0	25	0	0	0	0	25	0	100
25	25	25	0	0	0	0	0	25	750
0	25	0	0	0	25	125	50	25	700
0	0	0	0	0	0	0	0	0	0
50	0	0	0	0	0	25	25	0	300
25	0	0	0	0	0	0	0	0	25
350	175	50	75	0	0	50	0	0	1425
25	0	0	0	0	0	0	0	0	75
0	50	25	0	0	0	0	50	0	525
0	0	0	0	0	0	0	0	0	0
50	25	0	0	25	0	0	0	0	400
850	625	300	550	475	275	225	50	300	9925
25	0	0	0	50	0	0	0	25	150
0	0	0	0	0	0	0	0	0	0
0	0	0	0	0	0	0	0	0	0
0	0	0	0	0	0	0	0	0	0
0	0	25	0	0	0	0	0	0	150
0	0	0	0	0	0	0	0	0	0
0	0	0	0	0	0	0	0	0	0
75	25	0	0	0	0	0	0	25	650
100	0	100	0	0	0	0	0	0	1100
0	0	0	0	0	0	0	0	0	25
0	0	0	0	0	0	0	0	0	0
0	0	0	0	0	0	0	0	0	0
0	0	0	0	0	0	0	0	0	25
25	0	0	0	0	0	0	0	0	25
0	0	25	0	25	0	0	0	0	125
0	0	0	0	0	0	0	0	0	0
125	0	0	0	0	0	0	0	0	175
0	25	0	0	25	0	25	100	0	400
0	0	0	0	0	0	0	0	0	0
0	0	0	0	0	0	0	0	0	0
2525	1275	850	850	925	400	725	450	575	24175
75	125	150	125	50	25	75	50	100	3925
0	0	0	0	0	0	0	0	0	0
75	125	150	125	50	25	75	50	100	3925
275	775	525	450	50	175	300	100	500	7725
600	0	125	0	400	0	75	0	0	7125
875	775	650	450	450	175	375	100	500	14850
3475	2175	1650	1425	1425	600	1175	600	1175	42950

Bank wise NPAs under MSME sector (Priority & Non-priority) as on 31/12/2017

(Rs. In lac)


Sl.No	Name of the Bank	Priority sector		Non-Priority sector		Total NPAs	
		No. of a/c	Amount	No. of a/c	Amount	No. of a/c	Amount
1	Allahabad Bank	100	1875.88	1	29.64	101	1905.52
2	Andhra Bank	8901	59899.32	17	8182.56	8918	68081.88
3	Bank Of Baroda	202	8291.00	13	944.75	215	9235.75
4	Bank of India	1663	32456.94	7	5288.99	1670	37745.93
5	Bank of Maharashtra	394	15119.00	59	1501.00	453	16620.00
6	Canara Bank	3224	39201.26	5	4530.23	3229	43731.49
7	Central Bank of India	3464	7560.00	0	0.00	3464	7560.00
8	Corporation Bank	5297	20856.00	0	0.00	5297	20856.00
9	Dena Bank	0	0.00	0	0.00	0	0.00
10	IDBI Bank	574	29556.08	0	0.00	574	29556.08
11	Indian Bank	15	347.30	8	4871.00	23	5218.30
12	Indian Overseas Bank	3972	30746.44	0	0.00	3972	30746.44
13	Oriental Bank of Commerce	112	3231.44	0	0.00	112	3231.44
14	Punjab National Bank	1265	24315.00	0	0.00	1265	24315.00
15	Punjab & Sind Bank	5	106.83	0	0.00	5	106.83
16	Syndicate Bank	3713	4905.44	42	437.09	3755	5342.53
17	UCO Bank	461	18914.73	0	0.00	461	18914.73
18	Union Bank Of India	6311	6092.14	0	0.00	6311	6092.14
19	United Bank of India	0	0.00	0	0.00	0	0.00
20	Vijaya Bank	2576	15375.35	0	0.00	2576	15375.35
21	State Bank of India	56544	181784.00	19011	231368.00	75555	413152.00
	PUBLIC SECTOR BANKS TOTAL	98793	500634.15	19163	257153.26	117956	757787.41
22	Axis Bank	126	3302.49	2	1425.87	128	4728.36
23	Bhandhan Bank	0	0.00	0	0.00	0	0.00
24	Catholic Syrian Bank	0	0.00	1	2000.00	1	2000.00
25	City Union Bank	15	129.40	0	0.00	15	129.40
26	Development Credit Bank	11	83.35	0	0.00	11	83.35
27	Dhanalaxmi Bank	9	204.48	0	0.00	9	204.48
28	Federal Bank	34	1435.00	0	0.00	34	1435.00
29	HDFC Bank	0	0.00	0	0.00	0	0.00
30	ICICI Bank	409	11915.81	4	14.72	413	11930.53
31	Indusind Bank	1318	384.80	0	0.00	1318	384.80
32	Jammu & Kashmir Bank	18	62.33	0	0.00	18	62.33
33	Karnataka Bank	108	1336.68	0	0.00	108	1336.68
34	Karur Vysya Bank	0	0.00	0	0.00	0	0.00
35	KBSLAB	372	77.36	0	0.00	372	77.36
36	Laxmi Vilas Bank	50	843.87	0	0.00	50	843.87
37	Ratnakar Bank	35	136.85	0	0.00	35	136.85
38	South Indian Bank	29	1599.19	0	0.00	29	1599.19
39	Kotak Mahindra Bank	86	1306.01	0	0.00	86	1306.01
40	Yes Bank	0	0.00	0	0.00	0	0.00
41	Tamilnadu Mer. Bank	7	81.07	0	0.00	7	81.07
	PRIVATE SECTOR BANKS TOTAL	2627	22898.68	7	3440.59	2634	26339.27
	COMMERCIAL BANKS TOTAL	101420	523532.83	19170	260593.85	120590	784126.68
42	TS Co-op Apex Bank	0	0.00	0	0.00	0	0.00
43	A P Mahesh Co-op Bank	188	4725.47	0	0.00	188	4725.47
	Co-OPERATIVE BANKS TOTAL	188	4725.47	0	0.00	188	4725.47
44	APGVB	14789	5000.93	0	0.00	14789	5000.93
45	Telangana Grameena Bank	12102	5188.52	0	0.00	12102	5188.52
	REGIONAL RURAL BANKS TOTAL	26891	10189.45	0	0.00	26891	10189.45
46	APSFC	609	27996.01	1	29.64	610	28025.65
	OTHERS TOTAL	609	27996.01	1	29.64	610	28025.65
	GRAND TOTAL	129108	566443.76	19171	260623.49	148279	827067.25

BANK-WISE - LOAN ELIGIBILITY CARD HOLDERS (Tenant Farmers) AS ON 31/12/2017

(R. in lacs)

Sl.No	Name of the Bank	Outstanding		Disbursement		Overdue			NPAs	
		No. of a/c	Amount	No. of a/c	Amount	No. of a/c	Total Balance in overdue accounts	Actual overdue amount	No. of a/c	Amount
1	Allahabad Bank	0	0.00	0	0.00	0	0.00	0.00	0	0.00
2	Andhra Bank	950	247.49	236	49.93	650	210.04	181.52	223	37.76
3	Bank Of Baroda	45	32.00	9	7.20	35	11.00	4.00	24	21.25
4	Bank of India	0	0.00	0	0.00	0	0.00	0.00	0	0.00
5	Bank of Maharashtra	15	23.00	0	0.00	0	0.00	0.00	0	0.00
6	Canara Bank	177	260.79	0	0.00	89	65.26	47.52	23	17.00
7	Central Bank of India	0	0.00	0	0.00	0	0.00	0.00	0	0.00
8	Corporation Bank	0	0.00	0	0.00	0	0.00	0.00	0	0.00
9	Dena Bank	0	0.00	0	0.00	0	0.00	0.00	0	0.00
10	IDBI Bank	0	0.00	0	0.00	0	0.00	0.00	0	0.00
11	Indian Bank	0	0.00	0	0.00	0	0.00	0.00	0	0.00
12	Indian Overseas Bank	208	45.16	0	0.00	22	2.76	3.00	12	4.00
13	Oriental Bank of Commerce	0	0.00	0	0.00	0	0.00	0.00	0	0.00
14	Punjab National Bank	0	0.00	0	0.00	0	0.00	0.00	0	0.00
15	Punjab & Sind Bank	0	0.00	0	0.00	0	0.00	0.00	0	0.00
16	Syndicate Bank	0	0.00	0	0.00	0	0.00	0.00	0	0.00
17	UCO Bank	0	0.00	0	0.00	0	0.00	0.00	0	0.00
18	Union Bank Of India	767	314.57	767	403.79	0	0.00	0.00	0	0.00
19	United Bank of India	0	0.00	0	0.00	0	0.00	0.00	0	0.00
20	Vijaya Bank	0	0.00	0	0.00	0	0.00	0.00	0	0.00
21	State Bank of India	11457	9472.00	33	28.00	4273	3096.00	3042.00	1521	2313.00
	PUBLIC SECTOR BANKS TOTAL	13619	10395.01	1045	488.92	5069	3385.06	3278.04	1803	2393.01
22	Axis Bank	0	0.00	0	0.00	0	0.00	0.00	0	0.00
23	Bhandhan Bank	0	0.00	0	0.00	0	0.00	0.00	0	0.00
24	Catholic Syrian Bank	0	0.00	0	0.00	0	0.00	0.00	0	0.00
25	City Union Bank	0	0.00	0	0.00	0	0.00	0.00	0	0.00
26	Development Credit Bank	0	0.00	0	0.00	0	0.00	0.00	0	0.00
27	Dhanalaxmi Bank	0	0.00	0	0.00	0	0.00	0.00	0	0.00
28	Federal Bank	0	0.00	0	0.00	0	0.00	0.00	0	0.00
29	HDFC Bank	0	0.00	0	0.00	0	0.00	0.00	0	0.00
30	ICICI Bank	0	0.00	0	0.00	0	0.00	0.00	0	0.00
31	Indusind Bank	0	0.00	0	0.00	0	0.00	0.00	0	0.00
32	Jammu & Kashmir Bank	0	0.00	0	0.00	0	0.00	0.00	0	0.00
33	Karnataka Bank	0	0.00	0	0.00	0	0.00	0.00	0	0.00
34	Karur Vysya Bank	0	0.00	0	0.00	0	0.00	0.00	0	0.00
35	KBSLAB	0	0.00	0	0.00	0	0.00	0.00	0	0.00
36	Laxmi Vilas Bank	0	0.00	0	0.00	0	0.00	0.00	0	0.00
37	Ratnakar Bank	0	0.00	0	0.00	0	0.00	0.00	0	0.00
38	South Indian Bank	0	0.00	0	0.00	0	0.00	0.00	0	0.00
39	Kotak Mahindra Bank	0	0.00	0	0.00	0	0.00	0.00	0	0.00
40	Yes Bank	0	0.00	0	0.00	0	0.00	0.00	0	0.00
41	Tamilnadu Mer. Bank	0	0.00	0	0.00	0	0.00	0.00	0	0.00
	PRIVATE SECTOR BANKS TOTAL	0	0.00	0	0.00	0	0.00	0.00	0	0.00
	COMMERCIAL BANKS TOTAL	13619	10395.01	1045	488.92	5069	3385.06	3278.04	1803	2393.01
42	TS Co-op Apex Bank	0	0.00	0	0.00	0	0.00	0.00	0	0.00
43	A P Mahesh Co-op Bank	0	0.00	0	0.00	0	0.00	0.00	0	0.00
	Co-OPERATIVE BANKS TOTAL	0	0.00	0	0.00	0	0.00	0.00	0	0.00
44	APGVB	6679	1335.11	523	29.14	131	25.64	17.59	107	21.77
45	Telangana Grameena Bank	958	241.05	958	220.84	0	0.00	0.00	0	0.00
	REGIONAL RURAL BANKS TOTAL	7637	1576.16	1481	249.98	131	25.64	17.59	107	21.77
46	APSFC	0	0.00	0	0.00	0	0.00	0.00	0	0.00
	OTHERS TOTAL	0	0.00	0	0.00	0	0.00	0.00	0	0.00
	GRAND TOTAL	21256	11971	2526	738.90	5200	3410.70	3295.63	1910	2414.78

SLBC TELANAGANA


CONVENOR : 

BANK WISE / DISTRICT WISE NUMBER OF BRANCHES AS ON 31/12/2017

ANNEXURE 44

Sl.No	Name of the Bank	Adilabad	Bhadradi	Hyderabad	Jagtial	Jangaon	Jayashakar	Jogulamba	Kamareddy	Karimnagar	Khammam	Komaram	Mahabubabad	Mahabubnagar	Mancherial	Medak
1	Allahabad Bank	1	0	13	0	0	0	1	0	1	1	0	0	1	0	0
2	Andhra Bank	4	15	91	13	5	8	8	15	25	23	4	10	13	14	9
3	Bank Of Baroda	1	1	25	1	2	0	0	1	1	1	0	0	1	1	0
4	Bank of India	1	0	21	0	0	0	0	0	1	1	0	1	1	0	0
5	Bank of Maharashtra	5	0	7	0	0	0	0	0	1	1	0	0	1	0	0
6	Canara Bank	3	1	42	3	2	4	3	2	3	4	0	1	4	2	1
7	Central Bank of India	1	2	34	1	2	0	1	1	2	3	0	0	2	1	4
8	Corporation Bank	1	0	24	1	1	0	1	2	2	1	0	1	3	0	1
9	Dena Bank	0	0	12	0	0	0	0	0	1	0	0	0	1	0	0
10	IDBI Bank	1	0	10	1	1	0	0	0	1	2	0	0	1	1	1
11	Indian Bank	1	0	33	3	2	0	3	1	7	2	0	4	2	1	3
12	Indian Overseas Bank	1	2	28	2	1	0	0	3	4	8	1	2	4	1	1
13	Oriental Bank of Commerce	0	0	21	1	0	0	0	0	1	1	0	0	2	1	0
14	Punjab National Bank	1	1	27	0	2	2	0	1	1	1	0	0	2	1	1
15	Punjab & Sind Bank	0	0	5	0	0	0	0	0	0	0	0	0	0	0	0
16	Syndicate Bank	1	2	68	2	0	2	1	12	3	2	0	1	3	0	2
17	UCO Bank	1	0	13	0	0	0	0	0	1	1	0	0	2	0	1
18	Union Bank Of India	1	0	23	5	0	2	1	1	6	4	0	0	2	1	0
19	United Bank of India	0	0	7	0	0	0	0	0	1	1	0	0	1	0	0
20	Vijaya Bank	1	3	29	2	0	0	0	1	3	3	0	0	1	1	1
21	State Bank of India	3	43	155	35	34	4	6	39	45	46	11	5	15	35	9
	PUBLIC SECTOR BANKS TOTAL	28	70	688	70	52	22	25	79	110	106	16	25	62	60	34
22	Axis Bank	1	1	40	1	1	0	1	1	3	4	0	1	1	1	1
23	Bhandhan Bank	0	0	5	0	0	0	0	0	0	0	0	0	0	0	0
24	Catholic Syrian Bank	0	0	3	0	0	0	0	0	0	0	0	0	0	0	0
25	City Union Bank	3	0	8	0	0	0	0	0	2	1	0	0	0	0	0
26	Development Credit Bank	1	0	4	1	0	0	0	0	2	1	0	0	0	1	0
27	Dhanalaxmi Bank	0	0	4	0	0	0	0	0	0	1	0	0	0	0	0
28	Federal Bank	0	0	6	0	0	0	0	0	0	0	0	0	0	0	0
29	HDFC Bank	1	3	49	7	1	0	0	2	10	4	0	1	5	3	4
30	ICICI Bank	2	1	46	7	3	0	3	1	9	2	0	0	8	1	9
31	Indusind Bank	2	0	18	0	0	0	0	0	4	2	0	0	7	0	5
32	Jammu & Kashmir Bank	0	0	3	0	0	0	0	0	0	0	0	0	0	0	0
33	Karnataka Bank	0	0	5	0	0	0	0	0	1	1	0	0	1	0	0
34	Karur Vysya Bank	2	2	13	1	0	0	0	1	2	1	0	0	2	1	1
35	KBSLAB	0	0	0	0	0	0	2	0	0	0	0	0	3	0	0
36	Laxmi Vilas Bank	1	0	9	1	1	1	0	0	1	3	1	0	2	1	0
37	Ratnakar Bank	0	0	3	0	0	0	0	0	0	0	0	0	0	0	0
38	South Indian Bank	0	0	7	0	0	0	0	0	1	0	0	0	1	1	0
39	Kotak Mahindra Bank	0	1	25	0	1	1	1	2	5	3	0	0	2	1	0
40	Yes Bank	0	0	14	0	0	0	0	0	0	0	0	0	0	0	0
41	Tamilnadu Mer. Bank	0	0	6	0	0	0	0	0	0	0	0	0	0	0	0
	PRIVATE SECTOR BANKS TOTAL	13	8	268	18	7	2	7	7	40	23	1	2	32	10	20
	COMMERCIAL BANKS TOTAL	41	78	956	88	59	24	32	86	150	129	17	27	94	70	54
42	TS Co-op Apex Bank	9	17	44	14	3	5	3	27	20	26	6	7	6	7	12
43	A P Mahesh Co-op Bank	0	0	23	0	0	0	0	0	1	1	0	0	0	0	0
	Co-OPERATIVE BANKS TOTAL	9	17	67	14	3	5	3	27	21	27	6	7	6	7	12
44	APGVB	0	37	0	0	12	17	11	0	0	54	0	13	37	0	21
45	Telangana Grameena Bank	35	0	14	28	0	5	0	26	31	0	18	0	1	33	0
	REGIONAL RURAL BANKS TOTAL	35	37	14	28	12	22	11	26	31	54	18	13	38	33	21
46	APFSC	0	0	1	0	0	0	0	0	1	1	0	0	1	1	1
	OTHERS TOTAL	0	0	1	0	0	0	0	0	1	1	0	0	1	1	1
	GRAND TOTAL	85	132	1038	130	74	51	46	139	203	211	41	47	139	111	88

SLBC TELANAGANA

CONVENOR : 

BANK WISE / DISTRICT WISE NUMBER C

ANNEXURE 44

Sl.No	Name of the Bank	Medchal	Nagarkurnool	Nalgonda	Nirmal	Nizamabad	Peddpalli	Sricillalrajanna	RR Dist	Sangareddy	siddipet	Suryapet	Vikarabad	Wanaparthy	Warangal rural	Warangal urban	Yadadri	Total
1	Allahabad Bank	6	0	2	1	1	0	1	5	3	0	0	0	0	1	3	0	41
2	Andhra Bank	65	10	19	9	26	16	10	67	18	16	15	11	8	9	20	7	583
3	Bank Of Baroda	12	0	3	1	3	1	1	11	3	2	2	1	0	0	4	0	79
4	Bank of India	14	0	2	1	2	1	0	13	2	1	2	0	0	0	3	0	67
5	Bank of Maharashtra	4	0	0	1	1	0	0	5	0	0	1	0	0	0	1	0	28
6	Canara Bank	23	0	9	1	5	1	1	26	5	3	9	5	0	3	8	9	183
7	Central Bank of India	7	1	6	0	1	0	0	6	4	2	2	1	0	1	4	6	95
8	Corporation Bank	12	0	4	1	5	1	0	6	5	1	3	0	0	3	2	3	84
9	Dena Bank	2	0	0	0	2	0	0	5	0	0	0	2	0	0	1	0	26
10	IDBI Bank	8	0	3	0	1	0	0	7	2	1	0	0	0	0	2	0	43
11	Indian Bank	9	0	3	0	5	4	0	10	2	2	0	0	0	4	0	1	102
12	Indian Overseas Bank	13	1	3	1	4	4	2	10	4	1	2	0	2	5	6	1	117
13	Oriental Bank of Commerce	10	0	1	0	1	0	0	5	1	1	1	0	0	0	2	0	49
14	Punjab National Bank	6	1	5	0	3	0	2	8	3	2	0	0	0	1	3	1	75
15	Punjab & Sind Bank	0	0	0	0	0	0	0	1	0	0	0	0	0	0	1	0	7
16	Syndicate Bank	7	0	4	0	15	0	0	32	10	2	5	1	0	2	3	1	181
17	UCO Bank	4	1	2	0	1	0	0	5	2	1	1	0	1	0	1	0	38
18	Union Bank Of India	7	2	4	2	3	0	0	2	2	2	1	0	0	0	5	0	76
19	United Bank of India	3	0	1	0	1	0	0	3	1	0	0	0	0	0	1	0	20
20	Vijaya Bank	7	3	2	0	7	0	2	10	4	1	5	2	1	0	2	0	91
21	State Bank of India	89	11	77	27	47	4	3	191	47	32	11	27	32	3	49	45	1180
	PUBLIC SECTOR BANKS TOTAL	308	30	150	45	134	32	22	428	118	70	60	50	44	32	121	74	3165
22	Axis Bank	17	1	2	0	3	2	1	19	4	1	2	3	1	0	4	2	119
23	Bhandhan Bank	0	0	0	0	0	0	0	3	0	0	0	0	0	0	0	0	8
24	Catholic Syrian Bank	0	0	0	0	0	0	0	0	0	0	0	0	0	0	0	0	3
25	City Union Bank	0	0	1	0	2	0	0	9	0	0	0	0	0	0	1	0	27
26	Development Credit Bank	3	0	0	0	1	0	0	3	0	1	1	0	0	0	2	0	21
27	Dhanalaxmi Bank	0	0	0	0	1	0	0	0	0	0	0	0	0	0	0	0	6
28	Federal Bank	4	0	0	0	0	0	0	4	1	0	0	0	0	0	1	0	16
29	HDFC Bank	33	2	3	2	14	4	2	29	4	2	3	2	1	2	6	3	202
30	ICI Bank	25	3	3	3	4	4	3	32	3	5	3	2	1	3	1	1	188
31	Indusind Bank	0	0	7	0	1	0	0	6	0	0	0	0	0	0	3	0	55
32	Jammu & Kashmir Bank	0	0	0	0	0	0	0	0	0	0	0	0	0	0	0	0	3
33	Karnataka Bank	3	0	1	0	1	0	0	4	0	0	0	0	0	0	1	0	18
34	Karur Vysya Bank	11	1	2	0	1	0	0	8	1	1	1	0	1	0	3	1	57
35	KBSLAB	1	1	0	0	0	0	0	3	0	0	0	2	2	0	0	0	14
36	Laxmi Vilas Bank	8	0	2	0	1	0	0	2	1	1	2	1	0	0	2	0	41
37	Ratnakar Bank	0	0	0	0	0	0	0	0	0	0	0	0	0	0	0	0	3
38	South Indian Bank	17	0	0	0	0	0	0	12	0	0	0	0	0	0	1	0	40
39	Kotak Mahindra Bank	10	0	1	0	6	0	0	5	4	1	0	1	0	2	10	0	82
40	Yes Bank	1	0	0	0	0	0	0	1	0	0	1	0	0	0	1	0	18
41	Tamilnadu Mer. Bank	0	0	1	0	0	0	0	0	0	0	1	0	0	0	0	0	8
	PRIVATE SECTOR BANKS TOTAL	133	8	23	5	35	10	6	140	18	12	14	11	6	7	36	7	929
	COMMERCIAL BANKS TOTAL	441	38	173	50	169	42	28	568	136	82	74	61	50	39	157	81	4094
42	TS Co-op Apex Bank	6	5	13	7	33	9	9	14	17	12	9	6	3	5	5	8	367
43	A P Mahesh Co-op Bank	6	0	0	0	0	0	0	5	0	0	0	0	0	0	1	0	37
	Co-OPERATIVE BANKS TOTAL	12	5	13	7	33	9	9	19	17	12	9	6	3	5	6	8	404
44	APGVB	0	25	56	0	0	0	0	16	53	30	32	3	12	13	20	28	490
45	Telangana Grameena Bank	29	0	0	30	45	16	15	39	0	7	0	22	0	5	0	0	399
	REGIONAL RURAL BANKS TOTAL	29	25	56	30	45	16	15	55	53	37	32	25	12	18	20	28	889
46	APFSC	0	0	1	0	1	0	0	2	1	0	0	0	0	0	1	0	12
	OTHERS TOTAL	0	0	1	0	1	0	0	2	1	0	0	0	0	0	1	0	12
	GRAND TOTAL	482	68	243	87	248	67	52	644	207	131	115	92	65	62	184	117	5399